



MASTER PRICE SHEET



This list supersedes all previous lists.
All prices F.O.B Englefeld, Saskatchewan

USA MACHINE PRICES AND SPECIFICATIONS

Effective June 10, 2011



FX742 Rotary Cutter

~ The World's Largest Rotary Cutter ~

CUTTER FEATURES

- 42ft Cutting Width (12.8 m)
- 250hp Minimum Tractor Size
- Hydraulic Phasing & Mechanical Hybrid Lift System with Hydraulic Depth Control
- 2" - 16" Cutting Height (51-406 mm)
- Floating Hitch
- Adjustable Wheel Standards
- 118" Transport Width (3m)
- 10 Gearbox Layout with
- 1 Year Full Warranty & 3 Years Limited Gearbox Warranty
- 10 ga Domed Deck (3.4 mm)
- 7 Slip Clutches (7 down clutches)
- Easy to Use Safety Lock Up
- Replaceable 2 Piece Skid Shoes
- 18,000 lbs Total Weight (8,165 kgs)

HOW TO ORDER: You must select from Sections 1 - 5 to receive a complete rotary cutter

~ ~ Selection 1 ~ Choose a Basic Unit ~ ~

	Price USA	Wt/lbs
1) C742-100 FX742 Rotary Cutter	99,969.00	15,600

~ ~ Selection 2 ~ Choose a Blade Configuration ~ ~

1) C742-250 Pan Kit with Updraft Blades	5,775.00	1,000
2) C742-260 Pan Kit with Updraft Blades & Shredder Kit	7,454.00	1,190
3) C742-270 Fixed Knife with Updraft Blades & Shrouds	8,705.00	1,600
<i>Assembly charge on pan units</i>	1,200.00	
<i>Assembly charge on fixed blade units</i>	1,300.00	

~ ~ Selection 3 ~ Choose a Safety Guard & Accessories ~ ~

1) C742-500 Single Chains Front & Rear	3,561.00	680
2) C742-550 Front & Rear Rubber Belting	1,624.00	220
3) C742-580 Single Chains Front & Rear with Front Rubber Belting	4,366.00	790

PREDELIVERY SERVICE IS REQUIRED BY DEALER OR END USER



MASTER PRICE SHEET



This list supersedes all previous lists.
All prices F.O.B Englefeld, Saskatchewan

USA MACHINE PRICES AND SPECIFICATIONS

Effective June 10, 2011



~ ~ Selection 4 ~ Choose Wheel Extension Kit ~ ~

		Price USA	Wt/lbs
1)	C742-340 Standard Wheel Extensions <i>(Will accommodate 30" + 32" rows)</i> <i>(Transport width of 118" or 3m)</i>	573.00	150
2)	C742-350 Row Crop Wheel Extensions <i>(Will accommodate 30", 32", 36", 38", 40" + 1m rows)</i> <i>(Transport width of 146" or 3.7m)</i>	678.00	215

NOTE: All Tires Are 11L x 15 x 12 Ply on Center Section & 11L x 15 x 8 Ply on Wings & Castors

~ ~ Selection 5 ~ Choose a Destination Code ~ ~

1)	C742-NA North American Destination Kit	305.00
----	---	---------------

~ ~ Selection 6 ~ Schulte Fan Kit ~ ~

1)	C742-780 Fan Debris Kit, Factory Installed	6,367.00
2)	C742-790 Fan Debris Kit, Crated	5,996.00

IMPORTANT: Safety Tow Chain Kit must be used at all times when moving equipment on any type of road.

IMPORTANT: OSHA, ASAE, SAE, and ANSI standards REQUIRE the use of Chain Guards, Deflectors, or Solid Skirts/Bands at all times. Schulte recommends mower be equipped with deflectors or double chain guards for recommended for highway, right-of-way, parks or greenbelt mowing. Before ordering a mower, read the Thrown Object Shield Information Message in the Rotary Cutter Spec Section in the sales price book.

PREDELIVERY SERVICE IS REQUIRED BY DEALER OR END USER

Prices and specifications subject to change without notice or obligation.



MASTER PRICE SHEET




This list supersedes all previous lists.
All prices F.O.B Englefeld, Saskatchewan


USA

MACHINE PRICES AND SPECIFICATIONS

Effective Date June 10, 2011



FX-530 ROTARY CUTTER



CUTTER FEATURES

- 30' of mowing and shredding excellence
- Accommodates 30", 32", 36", 38" row spacings maintenance
- Excellent shredding and distribution capabilities on Fixed Knife units
- Unique drive layout allows for clutch at every
- Phasing system for parallel lift cut
- Non-adjustable clutches provide low
- Available **Cyclone Deck Debris Fan Kit**
- 350 hp, 60 deg splitter gearbox allows for driveline layout

~ ~ Selection 1 ~ Choose a Basic Unit, Drive Package ~ ~

			<u>Price USA</u>	<u>WT(lbs)</u>
C530-100	Schulte FX-530, Basic Unit	<i>Required</i>	48,810.00	9090

~ ~ Selection 2 ~ Choose a Hitch Option ~ ~

C530-810	Trailing Hitch, CV Style	<i>Required</i>	1499.00	365
-----------------	--------------------------	-----------------	----------------	-----

~ ~ Selection 3 ~ Tractor Shaft ~ ~

340-885WG	1 3/4 inch Tractor Shaft		1253.00	90
340-875WG	1 3/8 inch Tractor Shaft		1215.00	90

~ ~ Selection 4 ~ Choose an Extension Kit ~ ~

C530-340	3 Meter Extensions		597.00	170
C530-350	Row Crop Extensio (not required with FLX10 or FLX15)		770.00	250

PREDELIVERY SERVICE IS REQUIRED BY DEALER OR END USER



MASTER PRICE SHEET



USA

MACHINE PRICES AND SPECIFICATIONS

Effective Date June 10, 2011



FX-530 ROTARY CUTTER



~ ~ Selection 5 ~ Choose an Axle and Tire Kit ~ ~

C530-645	FX-530 Walking Axles c/w 10 - Light Truck Tires	8097.00	1810
C530-650	FX-530 Non Walking Wheel Standards c/w 8 - 11L-15 12 ply Tires	7441.00	1440
C530-640	FX-530 Non Walking Axles c/w 10 - 11L-15 12 ply Tires	5943.00	1440
C530-655	FX-530 WALKING AXLES c/w 11L-15 12 PLY TIRES	9969.00	1810

~ ~ Selection 6 ~ Choose a Pan or Fixed Knife Kit ~ ~

C530-250	Pans and Updraft Blades	3823.00	1040
C530-270	Fixed Knives and Shrouds, c/w Updraft Blades	4487.00	1045
C530-280	Fixed Knives and Shrouds, c/w Non Updraft Blades	4540.00	1045

~ ~ Selection 7 ~ Choose a Shielding Kit or Combination ~ ~

C530-500	Front Single Chains	862.00	220
C530-510	Rear Single Chains	824.00	220
C530-550	Front Double Chains	975.00	350
C530-560	Rear Double Chains	930.00	350
C530-580	Front Belting	481.00	75
C530-590	Rear Belting	500.00	75



MASTER PRICE SHEET



USA

MACHINE PRICES AND SPECIFICATIONS

Effective Date June 10, 2011



FX-530 ROTARY CUTTER



~ ~ Selection 8 ~ Choose Destination Kit ~ ~

C530-NA	North American	113.00
----------------	----------------	---------------

~ ~ Selection 9 ~ Choose Options ~ ~

C530-330	Hydraulic Actuated Outer Wings	1554.00	180
	<i>New Option</i> <i>Schulte Cyclone Fan Kits</i>		
C530-780	Fan Debris Kit, Factory Installed	6180.00	
C530-790	Fan Debris Kit, Crated	5820.00	
	Assembly Charge on Pan Units	850.00	
	Assembly Charge on Fixed Blades	900.00	

PREDELIVERY SERVICE IS REQUIRED BY DEALER OR END USER

IMPORTANT:

- 1) Safety Chain Kit must be used at all times when moving equipment on any type of road.
- 2) OSHA, ASAE, SAE, and ANSI standards REQUIRE the use of Chain Guards, Deflectors, or Solid Skirts/Bands at all times. Schulte recommends mower be equipped with deflectors or double chain guards for all mowing purposes. Single chain guards may be used for agricultural purposes only and are specifically not recommended for highway, right-of-way, parks or greenbelt mowing. Before ordering a mower, read the Thrown Object Shield Message in the Rotary Cutter Spec section in sales price book.



MASTER PRICE SHEET



This list supersedes all previous lists.
All prices F.O.B Englefeld, Saskatchewan

USA

MACHINE PRICES AND SPECIFICATIONS

Effective June 10, 2011

5026 Rotary Cutter

CUTTER FEATURES

- 10GA deck
- Phasing cylinders (3) c/w hoses
- Wing lift cylinders (2) c/w hoses
- Suspension for center and wings
- Spring steel bushings at major pivot points
- 1000 RPM
- Deck protection rings
- S000-010 safety chain kit 1/4" grade 70 with 10,000 lbs capacity
- Two piece replaceable skid shoes
- Operator's manual in holder

HOW TO ORDER: You must select from 1 - 6 to receive a complete rotary cutter including standard features. To receive additional options, choose from selection 7.

~ ~ Selection 1 ~ Choose a Basic Unit ~ ~

	Price USA	Wt/lbs
1) C502-100 Basic 26' Unit, 1000 RPM	41,603.00	6,131

~ ~ Selection 2 ~ Choose a Hitch Type and Accessories ~ ~

1) C502-810 Trailing hitch, CV Style	878.00	185
Choose a Clevis:		
a) C502-113WG Solid Tongue	127.00	13
b) C502-107WG Open Clevis	116.00	12
c) C000-300WG Precision hitch	445.00	29
d) C502-815WG Clevis with 2 3/16" Opening	154.00	13
Choose a Tractor Shaft:		
a) 340-8082WG CV Shaft, 1 3/4" x 20 Spline	1,321.00	80
b) 340-8092WG CV Shaft, 1 3/8" x 21 Spline	1,321.00	80
2) C502-800 Trailing Equal Angle hitch	1,846.00	270
Choose a Tractor Shaft: <i>IMPORTANT: PTO Adaptor must not be used in any application.</i>		
a) 340-5505WG Equal Angle Shaft, 1 3/8" x 21 Spline	656.00	73
b) 340-5506WG Equal Angle Shaft, 1 3/4" x 20 Spline	546.00	73
3) C502-825 Parallel Ring hitch	1,419.00	192
(Required) 230-015WG Pintle Ring, Forged,PT-48 (installed on Parallel hitch)	140.00	11
Choose a Tractor Shaft:		
a) 340-8082WG CV Shaft, 1 3/4" x 20 Spline	1,321.00	80
b) 340-8092WG CV Shaft, 1 3/8" x 21 Spline	1,321.00	80

PREDELIVERY SERVICE IS REQUIRED BY DEALER OR END USER

Prices and specifications subject to change without notice or obligation.



MASTER PRICE SHEET



This list supersedes all previous lists.
All prices F.O.B Englefeld, Saskatchewan

USA

MACHINE PRICES AND SPECIFICATIONS

Effective June 10, 2011



5026 Rotary Cutter



Price USA Wt/lbs

~ ~ Selection 3 ~ Choose a Blade Configuration ~ ~

1)	C502-250	Two Blade Pan Kit	3,599.00	597
2)	C502-251	Two Blade Pan Kit with Shredder Blades	4,100.00	747
3)	C502-270	Fixed Knife Shredder Kit with Updraft Blades	6,315.00	592
4)	C502-280	Fixed Knife Shredder Kit with Flat Blades <i>(recommended for Irrigated cotton)</i>	6,361.00	592
		Assembly charge on pan units	Net 550.00	
		Assembly charge on fixed blade units	Net 650.00	

~ ~ Selection 4 ~ Choose a Safety Guard & Accessories ~ ~

1)	C502-420	Single Safety Chains Front & Rear c/w Front Rubber Belting (recommended for cotton & corn)	2,157.00	359
2)	C502-430	Single Safety Chains Front Only c/w Front & Rear Rubber Belting (recommended for dry grass staw, wheat straw & barley straw)	1,698.00	258
3)	C502-500	Single Safety Chains Front & Rear	1,738.00	340
	a)	C502-570 Cable Through Chains (optional for C502-500 & C502-550)	99.00	4
4)	C502-550	Double Safety Chains Front & Rear	2,589.00	677
	a)	C502-570 Cable Through Chains (optional for C502-500 & C502-550)	99.00	4

IMPORTANT: OSHA, ASAE, SAE, and ANSI standards REQUIRE the use of Chain Guards, Deflectors, or Solid Skirts/Bands at all times. Schulte recommends mower be equipped with deflectors or double chain guards for all mowing purposes. Single chain guards may be used for agricultural purposes only and are specifically not recommended for highway, right-of-way, parks or greenbelt mowing. Before ordering a mower, read the Thrown Object Shield Information Message in the Rotary Cutter Spec Section in the sales price book.

PREDELIVERY SERVICE IS REQUIRED BY DEALER OR END USER

Prices and specifications subject to change without notice or obligation.



This list supersedes all previous lists.
 All prices F.O.B Englefeld, Saskatchewan

USA

MACHINE PRICES AND SPECIFICATIONS

Effective June 10, 2011



5026 Rotary Cutter



~ ~ **Selection 5 ~ Choose a Tire Option ~ ~**

Note: Tire kits come complete with wheel standards, hubs, axles, tires and rims

		Price USA	Wt/lbs
1)	C502-602 Aircraft Tire Kit (6) 29 x 9 x 15 (16 Ply)	4,028.00	850
2)	C502-603 Aircraft Tire Kit (8) 29 x 9 x 15 (16 Ply)	5,303.00	1,096
3)	C502-606 Light Truck Tires (6) 7.00 x 15 x 8 Ply	3,840.00	648
4)	C502-607 Light Truck Tires (8) 7.00 x 15 x 8 Ply	5,055.00	864
5)	C502-630 Walking Axle Kit with Aircraft Tires	5,240.00	761
6)	C502-635 Walking Axle Kit with Light Truck Tire	5,240.00	761

~ ~ **Selection 6 ~ Schulte Fan Kit ~ ~**

1)	C502-780 Fan Debris Kit, <i>Factory Installed</i>	6,367.00
2)	C502-790 Fan Debris Kit, <i>Crated</i>	5,996.00

~ ~ **Selection 7 ~ Choose a Destination Code ~ ~**

1)	C502-NA North America and Australia	80.00
2)	C502-UK United Kingdom	159.00
3)	C502-FR France	337.00
4)	C502-SE Sweden	235.00
5)	C502-DE Germany	347.00
6)	C502-RU Russia	212.00
7)	C502-UA Ukraine	209.00

PREDELIVERY SERVICE IS REQUIRED BY DEALER OR END USER

Prices and specifications subject to change without notice or obligation.



MASTER PRICE SHEET



This list supersedes all previous lists.
All prices F.O.B Englefeld, Saskatchewan

USA

MACHINE PRICES AND SPECIFICATIONS

Effective June 10, 2011



5026 Rotary Cutter



~ ~ Selection 8 ~ Extra Options ~ ~

1) **S000-040** Safety Light Kit **781.00** 31

IMPORTANT: When moving equipment on any type of road, if the rotary cutter obscures the tractor warning or tail lights, the cutter must be equipped with the **S000-040 Safety Light Kit**

New Option

Schulte Cyclone Fan Kits

C530-780

Fan Debris Kit, Factory Installed

6180.00

C530-790

Fan Debris Kit, Crated

5820.00

PREDELIVERY SERVICE IS REQUIRED BY DEALER OR END USER

Prices and specifications subject to change without notice or obligation.



MASTER PRICE SHEET



This list supersedes all previous lists.
All prices F.O.B Englefeld, Saskatchewan

USA MACHINE PRICES AND SPECIFICATIONS

Effective June 10, 2011



FX520 Rotary Cutter



SPECIFICATIONS

- | | | |
|---|---|--|
| - Overall Width --- 247" (6.2m) | - Transport Width --- 91" (2.32m) | - Min. Tractor Size --- 100hp (75kw) |
| - Overall Length --- 242" (6.15m) | - Transport Height --- 120" (3.05m) | - Blade Tip Speed --- 16,000 ft/min |
| - Cutting Height --- 2" - 17.5"
(Depending on Tire Size) | - Cutting Capacity --- 2" (51mm)
2" (51mm) Fixed Knife | - Blade Overlap --- 6" (153mm) |
| - Cutting Width --- 240" (6.10m) | 4" (102 mm) Pan Unit | - Deck Thickness --- 180" (7 ga) (4.6mm) |

HOW TO ORDER: You must select from 1 - 6 to receive a complete rotary cutter including standard features. To receive additional options, choose from selection 7.

~ ~ Selection 1 ~ Choose a Basic Unit ~ ~

	Price USA	Wt/lbs
1) C520-100 Basic 20' Unit, 1000 RPM	32,454.00	5,221

~ ~ Selection 2 ~ Choose a Hitch Type and Accessories ~ ~

1) C520-170 Trailing hitch, CV Style	1,085.00	179
Choose a Clevis:		
a) C502-113WG Solid Tongue	127.00	13
b) C502-107WG Open Clevis	116.00	12
c) C000-300WG Precision hitch	445.00	29
d) C502-815WG Clevis with 2 3/16" Opening	154.00	13
Choose a Tractor Shaft:		
a) 340-5510AWG CV Shaft, 1 3/8" x 21 Spline	947.00	79
b) 340-5511AWG CV Shaft, 1 3/4" x 20 Spline	947.00	79
2) C520-180 Parallel Ring hitch (For European Applications Only)	1,244.00	217
a) 340-5515WG Shaft, 1 3/8" x 6 with Over-Running Clutch	1,075.00	79
3) C520-175 High hitch (For Germany Only)	1,416.00	262
Choose a Tractor Shaft:		
a) 340-5510AWG CV Shaft, 1 3/8" x 21 Spline	947.00	79
b) 340-5511AWG CV Shaft, 1 3/4" x 20 Spline	947.00	79

Assembly charge on pan unit Net 550.00

Assembly charge on fixed blade units Net 650.00

PREDELIVERY SERVICE IS REQUIRED BY DEALER OR END USER



MASTER PRICE SHEET




This list supersedes all previous lists.
All prices F.O.B Englefeld, Saskatchewan

USA MACHINE PRICES AND SPECIFICATIONS

Effective June 10, 2011



FX520 Rotary Cutter



Price USA Wt/lbs

~ ~ Selection 3 ~ Choose a Blade Configuration ~ ~

1)	C520-250	Pan Kit with Updraft Blades and Shrouds	3,163.00	624
2)	C520-260	Pan Kit with Shredder Blades and Shrouds	3,613.00	761
3)	C520-265	Fixed Knife Shredder Kit with Updraft Blades & Shrouds	4,691.00	965
4)	C520-295	Fixed Knife Cotton Kit with Flat Blades & Shrouds	4,500.00	981

~ ~ Selection 4 ~ Choose a Safety Guard and Accessories ~ ~

1)	C520-500	Single chains front and rear	1,611.00	340
	a)	C520-580 Half Length Front Belting	274.00	31
2)	C520-550	Double chains front and rear	2,099.00	677
	a)	C520-580 Half Length Front Belting	274.00	31

IMPORTANT: OSHA, ASAE, SAE, and ANSI standards REQUIRE the use of Chain Guards, Deflectors, or Solid Skirts/Bands at all times. Schulte recommends mower be equipped with deflectors or double chain guards for all mowing purposes. Single chain guards may be used for agricultural purposes only and are specifically not recommended for highway, right-of-way, parks or greenbelt mowing. Before ordering a mower, read the Thrown

~ ~ Selection 5 ~ Choose a Tire Option ~ ~

1)	C520-615	4 Wheel Tire Kit, (4) 11L x 15 x 12 Ply (For Row Crop)	4,474.00	540
2)	C520-620	Aircraft Tire Kit c/w center duals, (6) 30 x 9.5 x 14 (18 - 22 Ply)	4,442.00	980
3)	C520-625	Light truck Tire Kit c/w center duals, (6) 7.00 x 15 x 8 ply	4,442.00	630
4)	C520-630	Aircraft Tire Kit c/w center walking axles, (6) 29 x 9 x 15 (16 Ply)	5,031.00	761
5)	C520-635	Light truck Tire Kit c/w center walking axles, (6) 7.00 x 15 x 8 ply	5,031.00	761

Subject to GST - PREDELIVERY SERVICE IS REQUIRED BY DEALER OR END USER

MASTER PRICE SHEET



This list supersedes all previous lists.
 All prices F.O.B Englefeld, Saskatchewan

USA MACHINE PRICES AND SPECIFICATIONS

Effective June 10, 2011



FX520 Rotary Cutter



Price USA Wt/lbs

~ ~ Selection 5 ~ Tire Option Continued ~ ~

6)	C520-640	Aircraft Tire Kit c/w duals, (8) 29 x 9 x 15 (16 Ply)	5,145.00	1,166
7)	C520-645	Light truck Tire Kit c/w duals, (8) 7.00 x 15 x 8 ply	5,144.00	721
8)	C520-650	Aircraft Tire Kit c/w walking axles, (8) 29 x 9 x 15 (16 Ply)	6,140.00	851
9)	C520-655	Light truck Tire Kit c/w walking axles, (8) 7.00 x 15 x 8 ply	6,140.00	851
10)	C520-660	Aircraft Tires,(8) c/w center walking axles & dual wing wheels	5,569.00	1,009

~ ~ Selection 6 ~ Choose a Destination Code ~ ~

1)	C520-NA	North America and Australia	56.00	
2)	C520-UK	United Kingdom	183.00	
3)	C520-FR	France	336.00	
5)	C520-DE	Germany	313.00	
6)	C520-RU	Russia	217.00	
7)	C520-UA	Ukraine	219.00	

~ ~ Selection 7 ~ Schulte Fan Kit ~ ~

1)	C520-780	Fan Debris Kit, Factory Installed	6,367.00	
2)	C520-790	Fan Debris Kit, Crated	5,996.00	

~ ~ Selection 8 ~ Extra Options ~ ~

1)	S000-080	Safety Light Kit	685.00	31
----	-----------------	-------------------------	---------------	----

IMPORTANT: When moving equipment on any type of road, if the rotary cutter obscures the tractor warning or tail lights, the cutter must be equipped with the **S000-080 Safety Light Kit**

PREDELIVERY SERVICE IS REQUIRED BY DEALER OR END USER



MASTER PRICE SHEETS



This list supersedes all previous lists.
All prices F.O.B Englefeld, Saskatchewan

USA

MACHINE PRICES AND SPECIFICATIONS

Effective June 10, 2011



FX315 ROTARY CUTTER



STANDARD & OPTIONAL CUTTER FEATURES

- | | | |
|----------------------------------|----------------------------------|--|
| - 7GA deck | - Residue distribution tailboard | - Replaceable deck protection rings |
| - Transport width of 99" | - Variable position shrouding | - Single domed, sweep clean deck |
| - 4 gearbox drive layout | - Fixed knife technology | - Two piece replaceable skid shoes |
| - Optional belting front or rear | - Category 5 & 6 drivelines | - Pentagon blade bolt design |
| - Hyd Phasing lift system | - Rubber suspension - standard | - Optional dbl safety chains front or rear |
| - 517 Hubs and axles | - Speed levelling system | - Full floating front hitch |

HOW TO ORDER: You must select from 1 - 8 to receive a complete rotary cutter including standard features. To receive additional options, choose from selection 9.

~ ~ Selection 1 ~ Choose a Basic Unit, Drive Package & Back Beam ~ ~

	Price USA	Wt/lbs
1) C316-100 FX-315 Rotary Cutter	17,656.00	3,630
Choose a Drive Package:		
a) C306-705 Drive Package, CW Center, 540 RPM	3,792.00	
b) C306-715 Drive Package, CW Center, 1000 RPM	3,794.00	
<i>Must Choose the Center Back Beam</i>		
1) C316-115 Standard Back Beam	1,418.00	222

~ ~ Selection 2 ~ Choose a Hitch Type and Accessories ~ ~

1) C316-180 Trailing CV hitch Kit	796.00	139
Choose a Clevis:		
a) CS01-106WG Open Clevis	174.00	11
b) C000-360WG Adjustable Clevis (Not Required with FLX15 or FLX10)	280.00	15
c) C000-300WG Precision hitch	445.00	29
d) C502-113WG Solid Tongue (Not Required with FLX15 or FLX10)	127.00	13
e) C502-815WG Clevis with 2 3/16" Opening	154.00	13
Choose a Tractor Shaft:		
a) 340-870WG CV Shaft, 540 RPM	877.00	75
b) 340-648WG CV Shaft, 1000 RPM	719.00	62
2) C316-185 Equal Angle Non-CV hitch Kit w/ 540 RPM Shaft	2,022.00	260
3) C316-196 Parallel Ring hitch	1,085.00	224
a) 230-015WG Pintle Ring, Forged,PT-48 (installed on Parallel hitch)	140.00	
Choose Tractor Shaft		
b) 340-648WG CV Shaft, 1000 RPM	719.00	60
4) C316-195 German high hitch	1,446.00	270
a) 230-015WG Pintle Ring, Forged,PT-48 (installed on Parallel hitch)	140.00	
Choose Tractor Shaft		
b) 340-648WG CV Shaft, 1000 RPM	719.00	62



MASTER PRICE SHEETS



This list supersedes all previous lists.
All prices F.O.B Englefeld, Saskatchewan

USA

MACHINE PRICES AND SPECIFICATIONS

Effective June 10, 2011



FX315 ROTARY CUTTER



~ ~ **Selection 3 ~ Choose a Skid** ~ ~

	Price USA	Wt/lbs
1) C316-215 Regular Skids	230.00	15

~ ~ **Selection 4 ~ Choose a Safety Guard Kit** ~ ~

	Price USA	Wt/lbs
1) C316-500 Chain Guards Double Front	1,072.00	280
2) C316-510 Chain Guards Double Rear	999.00	202
3) C316-550 Full Front Belting	409.00	112
4) C316-560 Full Rear Belting	303.00	88
5) C316-320 Residue Distribution Tailboard	2,090.00	323

NOTE: Any combination of chains & belting can be used

NOTE: When ordering Residue Distribution Tailboard NO rear guards are needed

IMPORTANT: Safety Tow Chain Kit must be used at all times when moving equipment on any type of road.

IMPORTANT: OSHA, ASAE, SAE, and ANSI standards REQUIRE the use of Chain Guards, Deflectors, or Solid Skirts/Bands at all times. Schulte recommends mower be equipped with deflectors or double chain guards for all mowing purposes. Single chain guards may be used for agricultural purposes only and are specifically not recommended for highway, right-of-way, parks or greenbelt mowing. Before ordering a mower, read the Thrown ObjectShield Information Message in the Rotary Cutter Spec Section in the sales price book.



MASTER PRICE SHEETS



This list supersedes all previous lists.
All prices F.O.B Englefeld, Saskatchewan

USA

MACHINE PRICES AND SPECIFICATIONS



FX315 ROTARY CUTTER



~ ~ Selection 5 ~ Choose Pan Kit & Blade Configuration ~ ~

	Price USA	Wt/lbs
1) C316-450 Pan Kit	1,384.00	123
Choose a blade configuration		
a) C316-451 Updraft Blades, CW Center	346.00	35
b) C316-453 Shredder Blades, CW Center	649.00	64
Optional		
a) C316-455 Bolt-On Deck Ring Option for Pan Kit	723.00	113
2) C316-460 Fixed Knife Bars, Blades (Updraft), Mounts, CW Rotation on Center	2,303.00	213
3) C316-220 Variable Position Shrouding (recommended with C316-460)	965.00	64

~ ~ Selection 6 ~ Choose An Axle Kit ~ ~

1) C316-484 Axle Kit for 4 Tires	459.00	36
2) C316-486 Axle Kit for 6 Tires	939.00	50
3) C316-488 Axle Kit for 8 Tires	1,426.00	66

~ ~ Selection 7 ~ Choose A Tire Option ~ ~

1) 210-003WG Solid Laminated Tire, 6 x 9 x 20	151.00	28
2) 210-184NRWG Aircraft tire assy. 24x7.7x10,Non-Capped, 2 pce-5 bolt rim	210.00	32
3) 210-184NRFWG Aircraft assy,24x7.7x10,Non-Capped,FOAM,5 bolt rim	337.00	50
4) 210-175WG Tire Assy, Forklift, 6.50x10-10 Ply on 2pce 5 Bolt Rim	263.00	18

PREDELIVERY SERVICE IS REQUIRED BY DEALER OR END USER



MASTER PRICE SHEETS



This list supersedes all previous lists.
All prices F.O.B Englefeld, Saskatchewan

USA

MACHINE PRICES AND SPECIFICATIONS

Effective June 10, 2011



FX315 ROTARY CUTTER



~ ~ **Selection 8 ~ Choose a Destination Code** ~ ~

Please select the destination of the cutter for proper Decals, Manuals and CE Shielding Upgrade.

	Price USA	Wt/lbs
1) C316-NA North American English Destination Kit	373.00	
2) C316-FR France Destination Kit	565.00	
3) C316-DE German Destination Kit	550.00	

~ ~ **Selection 9 ~ Extra Options** ~ ~

1) C316-200 Chock Blocks	271.00	50
2) S000-095 Safety Light Kit	651.00	31
3) C316-205 Light Mount Plates, France	52.00	13

IMPORTANT: When moving equipment on any type of road, if the rotary cutter obscures the tractor warning or tail lights, the cutter must be equipped with the **S000-095 Safety Light Kit**

Assembly Charge
Optional Factory PDI

Net 150.00
Net 150.00

OPTIONAL PDI INCLUDES: greasing of all pivot points, gearbox oil checked, charge hydraulic cylinders and install pioneer ends. Tires will be installed where necessary. It is the dealers responsibility to remove shipping brackets & banding as well as to adjust mower height as specified in the operators manual. Please go to the Schulte website/dealer access for further information.

PREDELIVERY SERVICE IS REQUIRED BY DEALER OR END USER



This list supersedes all previous lists.
 All prices F.O.B Englefeld, Saskatchewan


USA

MACHINE PRICES AND SPECIFICATIONS

Effective June 10, 2011



XH1500 Series 3 Rotary Cutter



CUTTER FEATURES

- | | | |
|-------------------------------------|----------------------------------|--|
| - 7GA deck | - Single domed, sweep clean deck | - S000-010 safety chain kit 1/4" grade 70 with 10,000 lbs capacity |
| - Two piece replaceable skid shoes | - Rubber suspension - standard | - 1/4" Round skid pans (Stump Jumpers) c/w 6 updraft blades |
| - Double safety chains front & rear | - Four gearbox drive layout | - Pentagon blade bolt design |
| - Walking axles on center section | 210hp down, 260hp splitter | - Operator's manual in holder |
| - Hydraulic phasing lift system | - Full floating front hitch | |
| - Hydraulic wing lift system | - Inboard rotation | |
| - 517 Hubs and axles | - Deck protection rings | |

HOW TO ORDER: You must select from 1 - 7 to receive a complete rotary cutter including standard features. To receive additional options, choose from selection 7.

~ ~ Selection 1 ~ Choose a Basic Unit and Drive Package ~ ~

	<i>Price USA</i>	<i>Wt/lbs</i>
1) C306-100 Basic 15' Unit	20,516.00	4,795
Choose a Drive Package:		
a) C306-705 CW Rotation on Center, 540 RPM	3,792.00	
b) C306-700 CCW Rotation on Center, 540 RPM	3,955.00	
c) C306-715 CW Rotation on Center, 1000 RPM	3,794.00	
d) C306-710 CCW Rotation on Center, 1000 RPM	3,847.00	

~ ~ Selection 2 ~ Optional Front Belting ~ ~

1) C306-530 Front Belting	356.00	50
----------------------------------	---------------	----

HYDRAULIC REQUIREMENTS FOR XH1500

A three circuit system provides independent lifting of each wing and height adjustment control, with float on two circuits.

This system is preferred for optimum performance.

If a three circuit system is not available on tractor, optional three spool valve kit is required - part #C306-805.

PREDELIVERY SERVICE IS REQUIRED BY DEALER OR END USER



This list supersedes all previous lists.
 All prices F.O.B Englefeld, Saskatchewan

USA

MACHINE PRICES AND SPECIFICATIONS

Effective June 10, 2011

XH1500 Series 3 Rotary Cutter

~ ~ Selection 3 ~ Choose a Hitch Type and Accessories ~ ~

	<i>Price USA</i>	<i>Wt/lbs</i>
1) C306-195 Trailing Hitch, CV Style	817.00	138
Choose a Clevis:		
a) CS01-106WG Open Clevis (Minimum Requirement)	174.00	12
b) C000-360WG Adjustable Clevis	280.00	15
c) C000-300WG Precision Hitch (Not Required with FLX15 or FLX10)	445.00	29
d) C502-113WG Solid Tongue (Not Required with FLX15)	127.00	13
e) C502-815WG Clevis with 2 3/16" Opening	154.00	13
Choose a Tractor Shaft:		
a) 340-870WG CV Shaft, 540 RPM	877.00	77
b) 340-648WG CV Shaft, 1000 RPM	719.00	60
2) C306-196 Trailing Equal Angle Hitch c/w 540 Tractor Shaft (Not Available with FLX15 or FLX10)	1,994.00	260

~ ~ Selection 4 ~ Choose a Blade Configuration ~ ~

1) C306-450 Two Blade Pan Kit, Clockwise Rotation on Center Section	1,719.00	400
a) C315-275 Shredder Blade Addition (OPTIONAL)	401.00	86
2) C306-451 Two Blade Pan Kit, Counter Clockwise Rotation on Center Section	1,721.00	400
a) C315-275 Shredder Blade Addition (OPTIONAL)	401.00	86

~ ~ Selection 5 ~ Choose a Wing Axle Kit ~ ~

1) C306-870 Single Axle Kit for Left & Right Wings (6 Tires Required)	1,330.00	161
2) C306-875 Wing Walking Axle Kit for Left & Right Wings (8 Tires Required)	2,165.00	315

PREDELIVERY SERVICE IS REQUIRED BY DEALER OR END USER



MASTER PRICE SHEETS



This list supersedes all previous lists.
All prices F.O.B Englefeld, Saskatchewan

USA

MACHINE PRICES AND SPECIFICATIONS

Effective June 10, 2011



XH1500 Series 3 Rotary Cutter



~ ~ Selection 6 ~ Choose a Tire Option ~ ~

Please state the quantity of tires that you would like to order as the numbers listed below are just single tires and not a tire kit.

		<i>Price USA</i>	<i>Wt/lbs</i>
		PRICE PER TIRE	
1)	210-003WG Solid Laminated Tire, 6 x 9 x 20	151.00	70
2)	210-184NRWG Aircraft tire assy. 24x7.7x10,Non-Capped, 2 pce-5 bolt rim	210.00	70
3)	210-184NRFWG Aircraft assy,24x7.7x10,Non-Capped,FOAM,5 bolt rim	337.00	110
4)	210-175WG Forklift Tire 6.5x10 - 10 Ply	263.00	48

~ ~ Selection 7 ~ Choose a Destination Package ~ ~

Please select the destination of the cutter for proper Decals, Manuals, and Shielding

1)	C306-NA North America and Australia	342.00
2)	C306-UK United Kingdom	68.00
3)	C306-FR France	526.00
4)	C306-SE Sweden	69.00
5)	C306-DE Germany	393.00

IMPORTANT: Safety Tow Chain Kit must be used at all times when moving equipment on any type of road.

PREDELIVERY SERVICE IS REQUIRED BY DEALER OR END USER



MASTER PRICE SHEETS



This list supersedes all previous lists.
All prices F.O.B Englefeld, Saskatchewan

USA

MACHINE PRICES AND SPECIFICATIONS

Effective June 10, 2011



XH1500 Series 3 Rotary Cutter



~ ~ ***Selection 8 ~ Extra Options ~ ~*** ~ ~

	<i>Price USA</i>	<i>Wt/lbs</i>
1) C306-300 Manual Winch Kit	763.00	115
2) C306-320 Towing Hitch Kit	371.00	66
3) C306-805 Three Spool Valve Kit (For tractors with limited remote outlets)	1,502.00	77
4) C306-815 Double Acting Cylinder Kit "TEE" Connection	276.00	4
5) C301-830 Hydraulic Hose Ends Kit (Pioneer Ends)	61.00	3
6) C306-835 Independent Double Acting Cylinder Kit	158.00	12
7) C306-840 Extra Long Hoses for Spool Valve Kit	503.00	48
8) C306-880 Right Wing Gauge Wheel Kit	589.00	100
9) C306-885 Left Wing Gauge Wheel Kit	589.00	100
10) C306-315 Tool Box Kit	607.00	33
11) C306-305 Flex Arm Mount	156.00	0
12) S000-085 Safety Light Kit	592.00	31

**Assembly Charge
Optional Factory PDI**

**Net 150.00
Net 150.00**

OPTIONAL PDI INCLUDES: greasing of all pivot points, gearbox oil checked, charge hydraulic cylinders and install pioneer ends. Tires will be installed where necessary. It is the dealers responsibility to remove shipping brackets & banding as well as to adjust mower height as specified in the operators manual. Please go to the Schulte website/dealer access for further information.

IMPORTANT: When moving equipment on any type of road, if the rotary cutter obscures the tractor warning or tail lights, the cutter must be equipped with the **S000-085 Safety Light Kit**

PREDELIVERY SERVICE IS REQUIRED BY DEALER OR END USER

Prices and specifications subject to change without notice or obligation.



MASTER PRICE SHEET



This list supersedes all previous lists.
All prices F.O.B Englefeld, Saskatchewan

USA

MACHINE PRICES AND SPECIFICATIONS

Effective June 10, 2011



XH1000 Series 3 Rotary Cutter



CUTTER FEATURES

- | | | |
|-------------------------------------|----------------------------------|--|
| - 7GA deck | - Single domed, sweep clean deck | - S000-010 safety chain kit 1/4" grade 70 with 10,000 lbs capacity |
| - Two piece replaceable skid shoes | - Rubber suspension - standard | - 1/4" Round skid pans (Stump Jumpers) c/w 6 updraft blades |
| - Double safety chains front & rear | - Four gearbox drive layout | - Pentagon blade bolt design |
| - Walking axles on center section | 190hp down, 260hp splitter | - Operator's manual in holder |
| - Hydraulic phasing lift system | - Full floating front hitch | |
| - Hydraulic wing lift system | - Inboard rotation | |
| - 517 Hubs and axles | - Deck protection rings | |

HOW TO ORDER: You must select from 1 - 6 to receive a complete rotary cutter including standard features. To receive additional options, choose from selection 7.

~ ~ Selection 1 ~ Choose a Basic Unit and Drive Package ~ ~

	Price USA	Wt/lbs
1) C307-100 Basic 10' Unit	18,635.00	4656
Choose a Drive Package:		
a) C307-700 CW Rotation on Center, 540 RPM	2,800.00	
b) C307-710 CW Rotation on Center, 1000 RPM	2,803.00	

~ ~ Selection 2 ~ Optional Front Belting ~ ~

1) C307-530 Front Belting	267.00
----------------------------------	---------------

~ ~ Selection 3 ~ Choose a Hitch Type and Accessories ~ ~

1) C306-195 Trailing Hitch, CV Style	817.00	138
Choose a Clevis:		
a) CS01-106WG Open Clevis (Minimum Requirement)	174.00	12
b) C000-360WG Adjustable Clevis	280.00	15
c) C000-300WG Precision Hitch (Not Required with FLX15 or FLX10)	445.00	29
d) C502-113WG Solid Tongue (Not Required with FLX15)	127.00	13
e) C502-815WG Clevis with 2 3/16" Opening	154.00	13
Choose a Tractor Shaft:		
a) 340-870WG CV Shaft, 540 RPM	877.00	77
b) 340-648WG CV Shaft, 1000 RPM	719.00	60
2) C306-196 Trailing Equal Angle Hitch c/w 540 Tractor Shaft (Not Available with FLX15 or FLX10)	1,994.00	260

PREDELIVERY SERVICE IS REQUIRED BY DEALER OR END USER



MASTER PRICE SHEET

This list supersedes all previous lists.
All prices F.O.B Englefeld, Saskatchewan



USA

MACHINE PRICES AND SPECIFICATIONS

Effective June 10, 2011



XH1000 Series 3 Rotary Cutter



~ ~ Selection 4 ~ Choose a Blade Configuration ~ ~

	Price USA	Wt/lbs
1) C307-450 2-Blade Pan Kit	1,192.00	264
a) C315-275 Shredder Blade Addition (OPTIONAL)	401.00	86

~ ~ Selection 5 ~ Choose a Wing Axle Kit ~ ~

1) C307-870 Single Axle Kit for Right Wing	634.00	81
2) C307-875 Wing Walking Axle Kit for Right Wing	1,082.00	158

~ ~ Selection 6 ~ Choose a Tire Option ~ ~

Please state the quantity of tires that you would like to order as the numbers listed below are single tires and not tire kits.

	<u>PRICE PER TIRE</u>	
1) 210-003WG Solid Laminated Tire, 6 x 9 x 20	151.00	70
2) 210-184NRWG Aircraft tire assy. 24x7.7x10,Non-Capped, 2 pce-5 bolt rim	210.00	70
3) 210-184NRFWG Aircraft assy,24x7.7x10,Non-Capped,FOAM,5 bolt rim	337.00	110
4) 210-175WG Forklift Tire 6.5x10 - 10 Ply	263.00	

IMPORTANT: Safety Tow Chain Kit must be used at all times when moving equipment on any type of road.

PREDELIVERY SERVICE IS REQUIRED BY DEALER OR END USER



MASTER PRICE SHEETS

This list supersedes all previous lists.
All prices F.O.B Englefeld, Saskatchewan



USA

MACHINE PRICES AND SPECIFICATIONS

Effective June 10, 2011



XH1000 Series 3 Rotary Cutter



~ ~ ***Selection 7 ~ Choose a Destination Code ~ ~*** ~ ~

1) C307-NA North American Destination Kit	Price USA	Wt/lbs
	\$372.00	

~ ~ ***Selection 8 ~ Extra Options ~ ~*** ~ ~

1) C306-300 Manual Winch Kit	763.00	125
2) C306-320 Towing Hitch Kit	371.00	66
3) C307-805 Spool Valve Kit	1,186.00	66
4) C301-830 Hydraulic Hose Ends Kit (Pioneer Ends)	61.00	3
5) C306-880 Right Wing Gauge Wheel Kit	589.00	100
6) C306-840 Extra Long Hoses for Spool Valve Kit	503.00	48
7) C306-315 Tool Box Kit	607.00	33
8) S000-085 Safety Light Kit	592.00	31
9) C306-305 Flex Arm Mount	156.00	13

IMPORTANT: When moving equipment on any type of road, if the rotary cutter obscures the tractor warning or tail lights, the cutter must be equipped with the **S000-085 Safety Light Kit**

Assembly Charge	Net 100.00
Optional Factory PDI	Net 100.00

OPTIONAL PDI INCLUDES: greasing of all pivot points, gearbox oil checked, charge hydraulic cylinders and install pioneer ends. Tires will be installed where necessary. It is the dealers responsibility to remove shipping brackets & banding as well as to adjust mower height as specified in the operators manual. Please go to the Schulte website/dealer access for further information.

Subject to GST
PREDELIVERY SERVICE IS REQUIRED BY DEALER OR END USER



This list supersedes all previous lists.
 All prices F.O.B Englefeld, Saskatchewan

MACHINE PRICES AND SPECIFICATIONS

Effective June 10, 2011

FX1800 ROTARY CUTTER

CUTTER FEATURES

- 540/1000 RPM Drive
- 7 ga. Spun Formed Stump Jumpers
- Replaceable Skid Shoes
- 7 ga Single Domed Deck
- Deck Protection Rings
- Weasler Drive Lines with Self Adjusting Clutches
- Cutting Width 180" (4.57m)
- 80 Degree CV Drive
- Height Control Cylinder & Hoses
- Wing Lift Cylinders & Hoses
- S000-010 Safety Chain (1/4" gr.70 - 10000lbs cap.)
- Operator's and Parts Manual Holder
- Over Center Folding Wings
- Transport Width (max with duals on wings) 102"(2.59m)

more specs on brochure

~ ~ Selection 1 ~ Choose a Basic Unit, Drive Package ~ ~

		<u>Price USA</u>	<u>WT(lbs)</u>
C185-100	Schulte FX-1800, Basic Unit	11,582.00	5,113
	Choose a Drive Package:		
a)	C180-705 Drive Package, CW Center, 540 RPM	3,480.00	in base
b)	C180-715 Drive Package, CW Center, 1000 RPM	3,483.00	in base

~ ~ Selection 2 ~ Choose a Hitch Option ~ ~

C185-195	Trailing Hitch, CV Style	659.00	204
	Choose a CV Shaft:		
a)	340-4415AWG CV Shaft, 540 RPM	680.00	74
b)	340-3510AWG CV Shaft, 1000 RPM	585.00	59
C185-196	Equal Angle Hitch Kit w/ 540 RPM Shaft	1860.00	250

~ ~ Selection 3 ~ Choose a Clevis ~ ~

CS01-106WG	Open Clevis (Minimum Requirments)	174.00	11
C000-360WG	Adjustable Clevis (not required with FLX10 or FLX15)	280.00	15
C000-300WG	Precision hitch	445.00	28
C502-113WG	Solid Tongue	127.00	13

~ ~ Selection 4 ~ Choose a Wing Axle Kit ~ ~

C180-115	Center Through Axles	1000.00	237
C180-125	Center Walking Wheel Axles	1741.00	300
C180-870	Single Axle Kit for Left and Right Wings (required)	827.00	162

NOTE: (accomodates 1 or 2 tires)

PREDELIVERY SERVICE IS REQUIRED BY DEALER OR END USER

Prices and specifications subject to change without notice or obligation.



This list supersedes all previous lists.
 All prices F.O.B Englefeld, Saskatchewan

USA

MACHINE PRICES AND SPECIFICATIONS

Effective June 10, 2011

FX1800 ROTARY CUTTER

~ ~ Selection 5 ~ Choose a Safety Guard ~ ~

C180-520	Chain Guards Single Front and Rear	759.00	206
C180-500	Chain Guards Double Front and Rear	951.00	308

~ ~ Selection 6 ~ Choose a Pan Kit ~ ~

C316-450	Pan Kit (required)	1384.00	270
-----------------	--------------------	----------------	-----

~ ~ Selection 7 ~ Choose a Blade Configuration ~ ~

C316-451	Blades, CW Center	346.00	77
C316-453	Shredder Blades, CW Center	649.00	143

~ ~ Selection 8 ~ Choose a Axle Kit ~ ~

C180-484	Axle Kit for 4 Tires	414.00	66
C180-486	Axle Kit for 6 Tires	618.00	99
C180-488	Axle Kit for 8 Tires	824.00	132

~ ~ Selection 9 ~ Choose a Tire Option ~ ~

210-003WG	Solid Laminated Tires, 6 x 9 x 20	151.00	70
210-175WG	Forklift Tire 6.5 x 10 - 10 ply on 2 pce 5 bolt rim	263.00	40
210-184NRWG	Aircraft tire assy. 24x7.7x10,Non-Capped, 2 pce-5 bolt rim	210.00	70
210-184NRFWG	Aircraft assy,24x7.7x10,NonCapped,FOAM,5 bolt rim	337.00	93

~ ~ Selection 10 ~ Choose a Destination Code ~ ~

C185-NA	North American & Australian Decal Kit	38.00	
----------------	---------------------------------------	--------------	--

PREDELIVERY SERVICE IS REQUIRED BY DEALER OR END USER

Prices and specifications subject to change without notice or obligation.



MASTER PRICE SHEET



This list supersedes all previous lists.
All prices F.O.B Englefeld, Saskatchewan

USA

MACHINE PRICES AND SPECIFICATIONS

Effective June 10, 2011



FX1800 ROTARY CUTTER



~ ~ Selection 11 ~ Choose Extra Options ~ ~

S000-085	Safety Light Kit	592.00	30
C185-304	Strut Mount for Flex Arm,(Factory Installed)	643.00	25
C185-305	Strut Mount for Flex Arm, (parts only)	191.00	25
C185-325	Tension Link Leveling Rod , Factory Installed	321.00	41
C185-330	Tension Link Leveling Rod , Weld on Parts only	214.00	41
C185-310	Hose Kit, independent wing-lift	202.00	10
	Assembly Charge on Pan Units	100.00	
	PDI	100.00	

PREDELIVERY SERVICE IS REQUIRED BY DEALER OR END USER

IMPORTANT:

- 1) Safety Chain Kit must be used at all times when moving equipment on any type of road.
- 2) OSHA, ASAE, SAE, and ANSI standards REQUIRE the use of Chain Guards, Deflectors, or Solid Skirts/Bands at all times. Schulte recommends mower be equipped with deflectors or double chain guards for all mowing purposes. Single chain guards may be used for agricultural purposes only and are specifically not recommended for highway, right-of-way, parks or greenbelt mowing. Before ordering a mower, read the Thrown Object Shield Message in the Rotary Cutter Spec section in sales price book.



This list supersedes all previous lists.
 All prices F.O.B Englefeld, Saskatchewan

USA MACHINE PRICES AND SPECIFICATIONS

Effective June 10, 2011



FX1200 ROTARY CUTTER



CUTTER FEATURES

- 540/1000 RPM Drive
- 7 ga. Spun Formed Stump Jumpers
- Replaceable Skid Shoes
- 7 ga Single Domed Deck
- Deck Protection Rings
- Weasler Drive Lines with Self Adjusting Clutches
- Cutting Width 126" (3.20m)
- 80 Degree CV Drive
- Height Control Cylinder & Hoses
- Wing Lift Cylinders & Hoses
- S000-010 Safety Chain (1/4" gr.70 - 10000lbs cap.)
- Operator's and Parts Manual Holder
- Over Center Folding Wings
- Transport Width (max with duals on wings) 97.5" (2.47m)

more specs on brochure

~ ~ Selection 1 ~ Choose a Basic Unit, Drive Package ~ ~

		<u>Price USA</u>	<u>WT(lbs)</u>
C195-100	FX1200, Basic Unit	10,936.00	4,863
	<u>DRIVE PACKAGE</u> (choose one)		
C190-700	CW Rotation on Center, 540 RPM	2,522.00	in base
C190-710	CW Rotation on Center, 1000 RPM	2,523.00	in base

~ ~ Selection 2 ~ Choose a Hitch Option ~ ~

C185-195	Trailing Hitch, CV Style	659.00	204
	Choose a CV Shaft:		
a) 340-4415AWG	CV Shaft, 540 RPM	680.00	75
b) 340-3510AWG	CV Shaft, 1000 RPM	585.00	220
C185-196	Equal Angle Hitch Kit w/ 540 RPM Shaft	1,860.00	250

~ ~ Selection 3 ~ Choose a Clevis ~ ~

CS01-106WG	Open Clevis (Minimum Requirments)	174.00	11
C000-360WG	Adjustable Clevis	280.00	15
C000-300WG	Precision hitch	445.00	28
C502-113WG	Solid Tongue	127.00	13

~ ~ Selection 4 ~ Choose a Wing Axle Kit ~ ~

C190-870	Wing through Axle Kit for Right Wing (required) (accommodates 1 or 2 tires)	409.00	82
C180-115	Center Through Axles	1000.00	237
C180-125	Center Walking Wheel Axles	1741.00	300

PREDELIVERY SERVICE IS REQUIRED BY DEALER OR END USER



This list supersedes all previous lists.
 All prices F.O.B Englefeld, Saskatchewan

USA MACHINE PRICES AND SPECIFICATIONS

Effective June 10, 2011



FX1200 ROTARY CUTTER

~ ~ Selection 5 ~ Choose a Safety Guard ~ ~

		<u>Price USA</u>	<u>WT(lbs)</u>
C190-520	Chain Guards Single Front & Rear	570.00	137
C190-500	Chain Guards Double Front & Rear	621.00	205

~ ~ Selection 6 ~ Choose The Pan Kit ~ ~

C317-450	Pan Kit (required)	967.00	190
----------	--------------------	--------	-----

~ ~ Selection 7 ~ Choose a Blade Configuration ~ ~

C317-451	Updraft Blades, CW Center	238.00	70
C317-453	Shredder Blades, CW Center	438.00	115

~ ~ Selection 8 ~ Choose a Axle Kit ~ ~

C190-483	Axle Kit for 3 Tires	319.00	51
C190-485	Axle Kit for 5 Tires	529.00	84
C180-486	Axle Kit for 6 Tires	618.00	99

~ ~ Selection 9 ~ Choose a Tire Option ~ ~

210-003WG	Solid Laminated Tires, 6 x 9 x 20	151.00	70
210-175WG	Tire Assy, Forklift, 6.5 x 10 - 10 ply on 2 pce 5 bolt rim	263.00	74
210-184NRFWG	Aircraft assy, 24x7.7x10, Non-Capped, FOAM, 5 bolt rim	337.00	93
210-184NRWG	Aircraft tire assy. 24x7.7x10, Non-Capped, 2 pce-5 bolt rim	210.00	70

~ ~ Selection 10 ~ Choose a Destination Code ~ ~

C195-NA	North American & Australian Decal Kit	33.00	
---------	---------------------------------------	-------	--

PREDELIVERY SERVICE IS REQUIRED BY DEALER OR END USER



MASTER PRICE SHEET



This list supersedes all previous lists.
All prices F.O.B Englefeld, Saskatchewan

USA MACHINE PRICES AND SPECIFICATIONS

Effective June 10, 2011



FX1200 ROTARY CUTTER



~ ~ Selection 11 ~ Choose a Extra Options ~ ~

S000-085	Safety Light Kit	592.00	30
C185-304	Strut Mount for Flex Arm,(Factory Installed)	643.00	25
C185-305	Strut Mount for Flex Arm, (parts only)	191.00	25
C185-325	Tension Link Leveling Rod , Factory Installed	321.00	41
C185-330	Tension Link Leveling Rod , Weld on Parts only	214.00	41

Assembly Charge

NET 100.00

Optional Factory PDI

NET 100.00

PREDELIVERY SERVICE IS REQUIRED BY DEALER OR END USER

IMPORTANT:

- 2) OSHA, ASAE, SAE, and ANSI standards REQUIRE the use of Chain Guards, Deflectors, or Solid Skirts/Bands at all times. Schulte recommends mower be equipped with deflectors or double chain guards for all mowing purposes. Single chain guards may be used for agricultural purposes only and are specifically not recommended for highway, right-of-way, parks or greenbelt mowing. Before ordering a mower, read the Thrown Object Shield Message in the Rotary Cutter Spec section in sales price book.

This list supersedes all previous lists.
 All prices F.O.B Englefeld, Saskatchewan



USA

MACHINE PRICES AND SPECIFICATIONS

Effective June 10, 2011



V1280 Rotary Cutter



CUTTER FEATURES

- | | | |
|----------------------------|--------------------------------------|---|
| - 540 RPM Drive line | - 80 degree CV joint to tractor | - Spring steel bushings |
| - Round skid pans | - 12.5L x 15 tires, center section | - Rear counterbalance springs |
| - Replaceable skid shoes | - Aircraft tires on wings | - S000-010 safety chain kit 1/4" grade 70 |
| - 10 GA Deck | - Height control cylinder with hoses | with 10,000 lbs capacity |
| - Heavy duty slip clutches | - Wing lift cylinder with hoses | - Operator's manual in holder |
| - Deck protection rings | - Laminated rubber shielding | - Rear Mounted Center Rotor |

HOW TO ORDER: You must select from 1 and 2 to receive a complete rotary cutter including standard features. To receive additional options, choose from selection 3.

~ ~ Selection 1 ~ Choose a Basic Unit ~ ~

		Price USA	Wt/lbs
1)	CS01-000 Basic 12' Unit, 540 RPM	29,705.00	3,858

~ ~ Selection 2 ~ Choose a Hitch Type ~ ~

1)	CS01-106WG Open Clevis	174.00	11
2)	C000-300WG Precision hitch	445.00	29

~ ~ Selection 3 ~ Extra Option ~ ~

1)	S000-045 Safety Light Kit	741.00	31
----	----------------------------------	---------------	----

IMPORTANT: Safety Chain Kit must be used at all times when moving equipment on any type of road. or tail lights, the cutter must be equipped with the **S000-045 Safety Light Kit**

IMPORTANT: OSHA, ASAE, SAE, and ANSI standards REQUIRE the use of Chain Guards, Deflectors, or Solid Skirts/Bands at all times. Schulte recommends mower be equipped with deflectors or double chain guards for all mowing purposes. Single chain guards may be used for agricultural purposes only and are specifically not recommended for highway, right-of-way, parks or greenbelt mowing. Before ordering a mower, read the Thrown ObjectShield Information Message in the Rotary Cutter Spec Section in the sales price book.

PREDELIVERY SERVICE IS REQUIRED BY DEALER OR END USER



MASTER PRICE SHEET



This list supersedes all previous lists.
All prices F.O.B Englefeld, Saskatchewan

USA

MACHINE PRICES AND SPECIFICATIONS

Effective June 10, 2011



FX210 Rotary Cutter



CUTTER FEATURES - ALL HITCH TYPES

- | | |
|--|--|
| <ul style="list-style-type: none"> - 540 RPM - Round skid pans (stump jumpers)
c/w 2 updraft blades - Deck protection rings | <ul style="list-style-type: none"> - Two piece replaceable skid shoes - 5" Blade overlap - Operator's manual in holder - Double Chain Front & Rear |
|--|--|

Hitch Type Features

EQUAL ANGLE TRAILING

- Safety chain kit 1/4" grade 70
with 10,000 lbs capacity

SEMI MOUNT

- No hydraulic swing

SEMI MOUNT SWING

- Hydraulic cylinder and hoses for swing
- 16" of swing right or left

HOW TO ORDER: You must select from 1 - 3 to receive a complete rotary cutter including standard features. To receive additional options, choose from selection 4.

~ ~ Selection 1 ~ Choose a Basic Unit ~ ~

	Price USA	Wt/lbs
1) CF10-100 Basic 10.5' rigid unit, 540 RPM	12,731.00	2,410

~ ~ Selection 2 ~ Choose a Hitch Type ~ ~

1) CF10-200 Equal angle trailing unit	4,104.00	190
2) CF10-300 Semi mount hitch kit	2,494.00	275
3) CF10-350 Semi mount swing hitch kit c/w cylinder and hoses	3,823.00	470

~ ~ Selection 3 ~ Choose a Tire Kit ~ ~

1) C101-600 Laminated tires (2) 6 x 9 x 21	263.00	150
2) C101-620 Light truck tires (2) 7.00 x 15 x 8 ply	495.00	116
3) C101-635 Non-Recapped Aircraft, (2) 24x7.7x10, 24 x 7.7 x 10	406.00	102



MASTER PRICE SHEET



This list supersedes all previous lists.
All prices F.O.B Englefeld, Saskatchewan

USA

MACHINE PRICES AND SPECIFICATIONS

Effective June 10, 2011



FX210 Rotary Cutter



~~ ***Selection 4 ~ Extra Options*** ~~

	Price USA	Wt/lbs
1) CF10-620 Shredder blade kit	269.00	114
2) CF10-420 1/2 Length Front Belting	120.00	32

IMPORTANT: Safety Chain Kit must be used at all times when moving equipment on any type of road.

IMPORTANT: OSHA, ASAE, SAE, and ANSI standards REQUIRE the use of Chain Guards, Deflectors, or Solid Skirts/Bands at all times. Schulte recommends mower be equipped with deflectors or double chain guards for all mowing purposes. Single chain guards may be used for agricultural purposes only and are specifically not recommended for highway, right-of-way, parks or greenbelt mowing. Before ordering a mower, read the Thrown ObjectShield Information Message in the Rotary Cutter Spec Section in the sales price book.

PREDELIVERY SERVICE IS REQUIRED BY DEALER OR END USER

Prices and specifications subject to change without notice or obligation.



This list supersedes all previous lists.
 All prices F.O.B Englefeld, Saskatchewan

USA

MACHINE PRICES AND SPECIFICATIONS

Effective June 10, 2011



S70 Rotary Cutter



CUTTER FEATURES - ALL HITCH TYPES

- 540 RPM
- Round skid pans (stump jumpers)
c/w 2 updraft blades
- Deck protection rings

- Two piece replaceable skid shoes
- Double safety chains front & rear
- Operator's manual in holder

FEATURES, 3 PT HITCH AND QUICK HITCH KIT

- Heavy duty slip clutch
- Category II and III lift system with floating top link
- Dual tail wheels (solid laminated)

FEATURES, TRAILING HITCH KIT

- 80 Degree constant velocity universal joint
- Height adjustment cylinder c/w hoses
- Heavy duty 4 plate slip clutch
- Safety chain kit 1/4" grade 70 with 10,000 lbs capacity
- Parallel lift

HOW TO ORDER: You must select from 1 - 3 to receive a complete rotary cutter including standard features. To receive additional options, choose from selection 4.

~ ~ Selection 1 ~ Choose a Basic Unit ~ ~

	Price USA	Wt/lbs
1) C120-100 Basic 7' unit, 540 RPM	6,500.00	1,071

~ ~ Selection 2 ~ Choose a Hitch Type ~ ~

1) C120-200 Trailing hitch kit	3,641.00	493
2) C120-300 Three point hitch kit c/w castor wheels (solid laminated)	2,587.00	447

~ ~ Selection 3 ~ Choose a Tire Kit ~ Trailing Unit Only ~ ~

1) C101-600 Laminated tires (2) 6 x 9 x 21	263.00	150
2) C101-620 Light truck tires (2) 7.00 x 15 x 8 ply	495.00	116
3) C101-635 Non-Recapped Aircraft, (2) 24x7.7x10, 24 x 7.7 x 10	406.00	102



MASTER PRICE SHEET



This list supersedes all previous lists.
All prices F.O.B Englefeld, Saskatchewan

USA

MACHINE PRICES AND SPECIFICATIONS

Effective June 10, 2011



S70 Rotary Cutter



~ ~ *Selection 4 ~ Extra Options* ~ ~

	Price USA	Wt/lbs
1) C120-620 Shredder blade kit	170.00	24
2) S000-015 Safety Light Kit	726.00	14

IMPORTANT: When moving equipment on any type of road, if the rotary cutter obscures the tractor warning or tail lights, the cutter must be equipped with the **S000-015 Safety Light Kit**

IMPORTANT: Safety Chain Kit must be used at all times when moving equipment on any type of road.

IMPORTANT: OSHA, ASAE, SAE, and ANSI standards REQUIRE the use of Chain Guards, Deflectors, or Solid Skirts/Bands at all times. Schulte recommends mower be equipped with deflectors or double chain guards for all mowing purposes. Single chain guards may be used for agricultural purposes only and are specifically not recommended for highway, right-of-way, parks or greenbelt mowing. Before ordering a mower, read the Thrown

PREDELIVERY SERVICE IS REQUIRED BY DEALER OR END USER



MASTER PRICE SHEET



This list supersedes all previous lists.
All prices F.O.B Englefeld, Saskatchewan

USA

MACHINE PRICES AND SPECIFICATIONS

Effective June 10, 2011



XH600 Rotary Cutter



CUTTER FEATURES - BOTH HITCH TYPES

- | | |
|--|--|
| <ul style="list-style-type: none"> - 540 RPM - Round skid pans (stump jumpers) c/w 2 updraft blades - Deck protection rings - Replaceable skid shoes - 1/4" Pan skins | <ul style="list-style-type: none"> - Rubber mounted discharge reinforcement plate - Blades, 1/2" x 4" - Double safety chains front & rear - Round skid pans (stump jumpers) - Operator's manual in holder |
|--|--|

FEATURES - TRAILING HITCH KIT

- 80 Degree constant velocity universal joint
- Height adjustment cylinder c/w hoses
- Heavy duty 4 plate slip clutch
- Safety chain kit 1/4" grade 70 with 10,000 lbs capacity

FEATURES - 3 PT HITCH KIT

- Heavy duty slip clutch
- Category II lift system with floating top link
- Single tail wheel (solid laminated)

HOW TO ORDER: You must select from 1 - 3 to receive a complete rotary cutter including standard features. To receive additional options, choose from selection 4.

~ ~ Selection 1 ~ Choose a Basic Unit ~ ~

	Price USA	Wt/lbs
1) C101-100 Basic 6' unit, 540 RPM	6,135.00	1,145

~ ~ Selection 2 ~ Choose a Hitch Type ~ ~

1) C101-200 Trailing hitch kit	3,667.00	470
2) C101-300 Three point hitch c/w single castor wheel (solid laminated)	2,184.00	273

~ ~ Selection 3 ~ Choose a Tire Kit ~ Trailing Unit Only ~ ~

1) C101-600 Laminated tires (2) 6 x 9 x 21	263.00	150
2) C101-620 Light truck tires (2) 7.00 x 15 x 8 ply	495.00	116
3) C101-635 Non-Recapped Aircraft, (2) 24x7.7x10, 24 x 7.7 x 10	406.00	102



MASTER PRICE SHEET



This list supersedes all previous lists.
All prices F.O.B Englefeld, Saskatchewan

USA

MACHINE PRICES AND SPECIFICATIONS

Effective June 10, 2011



XH600 Rotary Cutter



~ ~ ***Selection 4 ~ Extra Options*** ~ ~

	Price USA	Wt/lbs
1) C101-550 Shredder blade kit	137.00	20
2) S000-015 Safety Light Kit	726.00	31

IMPORTANT: When moving equipment on any type of road, if the rotary cutter obscures the tractor warning or tail lights, the cutter must be equipped with the **S000-015 Safety Light Kit**

IMPORTANT: Safety Tow Chain Kit must be used at all times when moving equipment on any type of road.

IMPORTANT: OSHA, ASAE, SAE, and ANSI standards REQUIRE the use of Chain Guards, Deflectors, or Solid Skirts/Bands at all times. Schulte recommends mower be equipped with deflectors or double chain guards for all mowing purposes. Single chain guards may be used for agricultural purposes only and are specifically not

PREDELIVERY SERVICE IS REQUIRED BY DEALER OR END USER



MASTER PRICE SHEETS



This list supersedes all previous lists.
All prices F.O.B Englefeld, Saskatchewan

USA

MACHINE PRICES AND SPECIFICATIONS

Effective June 10, 2011



FLX-1510 FLEX ARM



FLEX ARM FEATURES

- New heavy duty 11l x 15, 2 ply tires, load cap. Of 4000 lbs
- Cut directly in-line with the tractor or at any offset distance upto 122"
- 6000 lb capacity, 6 bolt hubs
- Spring steel bushings, induction harden pins at major pivot points
- Minimum of 3 hydraulic circuits required to operate with 15' or 10' mow
- Heavy duty 3-1/2 x 36 welded hydraulic cylinder
- Opt. 6 port selector valve kit for independent wing action or limited tractor hydraulic outlets
- Continuous power rating 200hp @ 1000rpm
- Bolt in replacement axles
- Safety light kit
- Operator's manual in holder

HOW TO ORDER: Selection 1 will give you a complete flex arm.
To receive additional options, choose from selection 2.

~ ~ Selection 1 ~ Choose a Basic Unit ~ ~

	Price USA	Wt/lbs
1) A105-000 FLX 1510 Flexarm	21,512.00	1,850

~ ~ Selection 2 ~ Extra Options ~ ~

1) A105-350 Six Port Selector Valve Kit for Independent Wing Actions with Limited Tractor Hydraulics (Fits FLX-1510)	1,149.00	25
--	-----------------	-----------

2) A105-360 Hose kit for independent wing lift- Tractors with 4 valve banks	217.00	
--	---------------	--

When choosing this opt. you will require a C306-835
(Independent Double Acting Cylinder Kit)

* C306-835 Independent Double Acting Cylinder Kit	158.00	
--	---------------	--

Assembly	\$100.00
Factory PDI	\$100.00

IMPORTANT: OSHA, ASAE, SAE, and ANSI standards REQUIRE the use of Chain Guards, Deflectors, or Solid Skirts/Bands at all times. Schulte recommends mower be equipped with deflectors or double chain guards for all mowing purposes. Single chain guards may be used for agricultural purposes only and are specifically not recommended for highway, right-of-way, parks or greenbelt mowing. Before ordering a mower, read the Thrown ObjectShield Information Message in the Rotary Cutter Spec Section in the sales price book.

Prices and specifications subject to change without notice or obligation.