


2012 PRICE CATALOGUE

TUBE•LINE™

MANUFACTURING LTD




Must add back freight - Please call for amount



PRICE CATALOGUE INDEX

BALE WRAPPERS	PAGES 1-2
BALE LINERS	PAGES 3-4
BOSS SHREDDERS	PAGES 5-6
TECHNO-BALE TRAILERS	PAGES 7-8
CHAINLESS BALE FEEDER	PAGES 9-10
CHAINED BALE FEEDER	PAGES 11-12
ACCUMULATOR	PAGES 13-14
ACCELERATOR	PAGES 15-16

Must add back freight - Please call for amount



BALE WRAPPER X2

Must add back freight - Please call for amount

TLR5000AX2 - AUTOMATIC CONTINUOUS ROUND BALE WRAPPER

\$32560.00

- Fully automatic cycling
 - Electric start 13 HP Honda gas engine (18 amp charging system)
 - Spark arrester on engine
 - Low oil alert on engine
 - Road light c/w reflector
 - Temperature gauge on hydraulic tank
 - Lock pin on hoop to reload plastic
 - Hydraulic steering
 - Electric hydraulic switch in control panel
 - Main control panel wired for field installed options
 - Hydraulic over centre cam axle to pack bales tightly
- SHIPPING WEIGHT: 5100 LBS, SHIPPING DIMENSIONS: 19' X 8'

- Adjustable stroke length on charge table
 - 2 - 30" pre-tensioners
 - Cross tube unloading (to push off last bale) Patented
 - Adjustable tongue
 - Automatically idles down when cycle completed
 - Safety shut off switch on guards
 - Control panel wired for optional plastic sensor shutdown
 - Lug tires on rear axle
- Standard Equipment on TLR5000AX2**
- Side hill roller kit
 - Quick Start Power Jack c/w Fuel Pump

TL5500AX2 - AUTOMATIC CONTINUOUS ROUND & SQUARE BALE WRAPPER

\$35810.00

5.5' Round Bales, 3'x3'x5.5' Square Bales

- Fully automatic cycling
- Electric start 13 HP Honda gas engine (18 amp charging system)
- Spark arrester on engine
- Low oil alert on engine
- Road light c/w reflector
- Temperature gauge on hydraulic tank
- Lock pin on hoop to reload plastic
- Roller bed rise for round to square
- Hydraulic steering
- Electric hydraulic switch in control panel
- Main control panel wired for field installed options
- Hydraulic over centre brake to pack bales tightly
- Adjustable stroke length on charge table
- 2 - 30" pretensioners

- Cross tube unloading (to push off last bale) Patented
- Hydraulic lift ramp
- Adjustable tongue
- Automatically idles down when cycle completed
- Safety shut off switch on guards
- Control panel wired for optional plastic sensor shutdown
- Square bale riser kit
- Lug tires on rear axle with Hyd. power drive
- Side hill roller kit

SHIPPING WEIGHT: 5800 LBS, SHIPPING DIMENSIONS: 17' X 8'

TL6500AX2 - AUTOMATIC CONTINUOUS ROUND & SQUARE BALE WRAPPER

\$49530.00

6' Round Bales, 3'x3'x7' Square Bales & 3'x3'x6' Double Stacked Square Bales

- Fully automatic cycling
- Spark arrester on engine
- Low oil alert on engine
- Road light c/w reflector
- Temperature gauge on hydraulic tank
- Lock pin on hoop to reload plastic
- Electric hydraulic switch in control panel
- Main control panel wired for field installed options
- Hydraulic over centre brake to pack bales tightly
- Adjustable stroke length on charge table
- 2 - 30" pretensioners

- Cross tube unloading (to push off last bale) Patented
- Hydraulic lift ramp
- Adjustable tongue
- Automatically idles down when cycle completed
- Safety shut off switch on guards
- Control panel wired for optional plastic sensor shutdown
- Square bale riser kit to accept 7 ft. long bales

Standard Equipment on TL6500AX2

- Twin wrap kit (for double plastic)
- 20 HP Honda Engine Kit c/w High Flow Pump & Fuel Pump
- Remote hydraulic steering

SHIPPING WEIGHT: 7950 LBS, SHIPPING DIMENSIONS: 17' X 10.5' WIDE LOAD PERMITS REQUIRED

OPTIONAL EQUIPMENT

TLRSSKX2HD	Remote Steering & Shutdown Kit (Start - Cycle Start) (Stop - Engine Stop)	1170.00
TLNWLK	Night Working Light Kit 3 lights factory installed	230.00
TLGR	Guide Rollers on discharge ramp	465.00
TLHPD-5000	Single Hydraulic Power Drive	795.00
TLHPD-5500	Single Hydraulic Power Drive	1345.00
TLHPDD-5000	Dual Hydraulic Power Drive	1595.00
TLHPDD-5500	Dual Hydraulic Power Drive	2545.00
TLTWK	Twin Wrap Kit	565.00
TLPSSK	Plastic Sensor Shutdown Kit	235.00
TLQSPJ	Quick Start Power Jack c/w Fuel Pump (N/A on TL6500AX2)	965.00
TL20HP	20 HP Honda Engine Kit c/w High Flow Pump & Fuel Pump	2175.00

Must add back freight - Please call for amount



BALELINER

Must add back freight - Please call for amount



BALEBOSS
SQUARE BALE PROCESSOR

Must add back freight - Please call for amount

**BOSS I-3710 - SQUARE BALE PROCESSOR
SKID STEER / LOADER MOUNT**

\$11310.00

- Shreds 30" x 32" x 84" straw/hay bales.
- Lays windrows in open fields.
- Fills bunk style feeders.
- Spreads straw for bedding.
- Hydraulic drive – Min. 18 G.P.M./2500 P.S.I. required.
- Shipping weight – 1350 lbs
- Dimensions – 52" x 102" x 53" (lwh)

**BOSS I-3810 - SQUARE BALE PROCESSOR
SKID STEER / LOADER MOUNT**

\$11830.00

- Same as TLBOSSI-3710 but accepts bales up to 96" long.
- Shipping weight – 1400 lbs
- Dimensions – 52" x 122" x 53" (lwh)

OPTIONAL EQUIPMENT

BS26003 (Top Beater Kit for 3 x 4 bales) **\$795.00**

**BOSS II - SQUARE BALE PROCESSOR
SELF LOADING TRAILER**

\$20755.00

BOSSII5 (540 RPM) OR BOSSII1 (1000 RPM)

- Two bale capacity
- Bale sizes: 3x3, 4x3, or 4x4, up to 8 ft. long
- 540 or 1000 RPM PTO drive
- 80-180 HP requirement
- 12.5L x 15 implement tires
- Shipping weight – 3974 lbs
- Length – 140", • Width – 80", • Height – 96"

OPTIONAL EQUIPMENT

BOSSCK (Adjustable Cutting Knives) **\$925.00**
WHE15LT 29/12.5 x 15 tractor lug tire **\$220.00**
 (Factory upgrade. Price per set)

**BOSS IV - SQUARE BALE PROCESSOR
SELF LOADING TRAILER**

\$64900.00

- Four bale capacity
- Bale sizes: 3x3, 4x3, or 4x4, up to 9 ft. long
- 540 or 1000 RPM PTO drive
- 120-200 HP requirement
- Tandem lug tires 12.4x24x8
- Adjustable tongue height
- Bale bed length 204", Bale bed width 96"
- Overall Dimensions: 336"x150"
- Shipping weight: 11000 lbs
- Shipping Dimensions: 204"x100"



TECHNOBALE

Must add back freight - Please call for amount

TB900 - SINGLE ROW BALE TRAILER**\$13605.00****FEATURES**

- BALE SIZES 4' x 4' to 5' x 6'
- 4 bale capacity with optional 5th bale in loading arm
- Complete self-loading and unloading operation
- 2 remote outlets required to operate
- Comes complete with electric diverter valve for third function to operate unloading tilt cylinder
- All wiring and hose couplers included
- Heavy duty loading arm

OPTIONAL 6ft BALE KIT

- N/C on factory order
- Infield installation kit - **\$140.00** (when not factory ordered on a machine)

SPECIFICATIONS

- Single cylinder on tilt bed
- 11L x 15 8ply tires
- 3000 lb. weight
- 7' 10" wide
- 21' long plus 4 ½' extensions for end bale

TB960 - DOUBLE ROW BALE TRAILER**\$22155.00****FEATURES**

- BALES SIZES 4' x 4' to 5' x 5"
- 8 bale capacity with optional 9th bale in loading arm
- 2 remote outlets required to operate
- Comes complete with electric diverter valve for third function to operate unloading tilt cylinder
- All wiring and hose couplers included
- Heavy duty loading arm

SPECIFICATIONS

- Double cylinder on tilt bed
- 12.5 x 15 12 ply tires
- 4735 lb. weight
- 10' 5" wide
- 20' long plus 4 ½' extensions for end bale

TB980 - DOUBLE ROW BALE TRAILER**\$26645.00****FEATURES**

- BALES SIZES 4' x 4' to 5' x 6"
- 10 bale capacity (4'x4' - 4'x5')
- *with optional 11th bale in loading arm
- 8 bale capacity (5'x5' - 5'x6')
- *with optional 9th bale in loading arm
- 2 remote outlets required to operate
- Comes complete with electric diverter valve for third function to operate unloading tilt cylinder
- All wiring and hose couplers included
- Heavy duty loading arm

SPECIFICATIONS

- Double cylinder on tilt bed
- 32/15.50 x 16.5 12 ply tires
- 7200 lb. weight
- 12' wide
- 25' long plus 4 ½' extensions for end bale



BALEFEEDER
CHAINLESS

Must add back freight - Please call for amount

5000 SERIES FEATURES:

- Spears, lifts, separates, and serves hay, straw or silage all from the tractor seat
- No tumbling or turning bales
- Fluffs hay as it is dispensed
- Five models to chose from

BF5000SL

FEATURES

- Self-loading trailer unit with unique spear and lift system
- Can carry two bales at once, one on the platform and one on the loading spear

\$13240.00

- (Less tire and wheel assembly)
- Shipping Weight: 2000 lbs

BF5000T

FEATURES

- Trailed unit only-no loading system
- Requires extra tractor to load bales
- *Tire and wheel assembly options for BF5000SL and BF5000T models only

\$10465.00

- (Less tire and wheel assembly)
- Shipping Weight: 1500 lbs

Part

Description

BF-311350815106	31 x13.5 – 15 8-ply tire on 15 x 10 x 6 wheel	\$ 340.00/ea.
BF-11L1508T1586	11L x 15 8-ply on 15 x 8 x 6 wheel	\$ 235.00/ea.
BF-245R16T1686	245 R16 tire c/w tube on 16 x 8 x 6 wheel	\$ 125.00/ea.

BF5000S

FEATURES

- Stationary unit
- Fully stationary for rebaling
- Requires extra tractor to load bales
- Rigid 3PH mount for transport

\$9035.00

- Shipping Weight: 1500 lbs

BF50003PH

FEATURES

- 3-point hitch mount
- Category II 3-point hitch
- Recommended use on 50HP tractors or larger
- Bale spear is integrated into unit for self-loading capability
- Self-connecting hydraulic coupler allows operator to stay on tractor between feeding and reloading

\$12470.00

- Shipping Weight: 2000 lbs

BF5000LMK

FEATURES

- Loader mount kit to fit 3-point hitch mount
- Bolt-on capability to the 3-point hitch model
- Mounts available for most loaders
- Recommended use on loaders with 3000lbs lifting capability or larger
- Call with specific loader model for exact pricing
- *Bolt-on loader mount kits from \$193.00 to \$578.00.

\$12470.00

- Shipping Weight: 2000 lbs



BALEFEEDER

CHAINED

Must add back freight - Please call for amount

5600 SERIES FEATURES:

- Spears, lifts, separates, and serves hay, straw or silage all from the tractor seat
- Spiked apron chain for positive rotation of bale
- Fluffs hay as it is dispensed
- Five models to chose from

BF5600SL

FEATURES

- Self-loading trailer unit with unique spear and lift system
- Can carry two bales at once, one on the platform and one on the loading spear

\$11680.00

(Less tire and wheel assembly)

- Shipping Weight: 2000 lbs

BF5600T

FEATURES

- Trailed unit only-no loading system
- Requires extra tractor to load bales
- *Tire and wheel assembly options for BF5600SL and BF5600T models only

\$8905.00

(Less tire and wheel assembly)

- Shipping Weight: 1500 lbs

Part #

Description

BF-311350815106	31 x13.5 – 15 8-ply tire on 15 x 10 x 6 wheel	\$ 340.00/ea.
BF-11L1508T1586	11L x 15 8-ply on 15 x 8 x 6 wheel	\$ 235.00/ea.
BF-245R16T1686	245 R16 tire c/w tube on 16 x 8 x 6 wheel	\$ 125.00/ea.

BF5600S

FEATURES

- Stationary unit
- Fully stationary for rebaling
- Requires extra tractor to load bales
- Rigid 3PH mount for transport

\$7475.00

- Shipping Weight: 1500 lbs

BF56003PH

FEATURES

- 3-point hitch mount
- Category II 3-point hitch
- Recommended use on 50HP tractors or larger
- Bale spear is integrated into unit for self-loading capability
- Self-connecting hydraulic coupler allows operator to stay on tractor between feeding and reloading

\$10905.00

- Shipping Weight: 2000 lbs


BF5600LMK

FEATURES

- Loader mount kit to fit 3-point hitch mount
- Bolt-on capability to the 3-point hitch model
- Mounts available for most loaders
- Recommended use on loaders with 3000lbs lifting capability or larger
- Call with specific loader model for exact pricing
- *Bolt-on loader mount kits from \$193.00 to \$578.00.

\$10905.00

- Shipping Weight: 2000 lbs



ACCUMUL8

Must add back freight - Please call for amount

ACCUMUL8 - AC800

\$7890.00

FEATURES

- 8-Bale Accumulator
- Side Towing Kit
- Baler hitch

- Shipping Weight: 1686 lbs
- Dimensions: 98"x180"

ACCUMUL8+2 - AC1000

\$8235.00

FEATURES

- 10-Bale Accumulator
- Side Towing Kit
- Baler hitch

- Shipping Weight: 1935 lbs
- Dimensions: 98"x212"

ACCUMUL8+4 - AC1200

\$8165.00

FEATURES

- 12-Bale Accumulator
- Side Towing Kit
- Baler hitch

- Shipping Weight: 1886 lbs
- Dimensions: 98"x212"

ACCUMUL8+2 Conversion Kit - AC10BCK

\$260.00

FEATURES

- 10-bale conversation kit
- Converts an AC1200 to a AC1000

8-Bale, 10-Bale and 12-Bale Grabber

AC800G

\$2975.00

8-Bale Grabber less loader attachment

- Shipping Weight: 640 lbs, Dimensions: 80"x76"x18½"

AC1000G

\$3430.00

10-Bale Grabber less loader attachment

- Shipping Weight: 720 lbs, Dimensions: 103"x78"x18½"

AC1200G

\$3660.00

12-Bale Grabber less loader attachment

- Shipping Weight: 800 lbs, Dimensions: 115"x78"x18½"

Grabber for New Holland Stack Wagon - (For 14" Bales only)

AC1000GNH

\$4230.00

10-Bale Grabber to work with New Holland Stack Wagon less loader attachment

- Shipping Weight: 750 lbs, Dimensions: 77¾"x78"

AC1200GNH

\$4460.00

12-Bale Grabber to work with New Holland Stack Wagon less loader attachment

- Shipping Weight: 800 lbs, Dimensions: 77¾"x94"

AC1500GNH

\$4805.00

15-Bale Grabber to work with New Holland Stack Wagon less loader attachment

- Shipping Weight: 1000 lbs, Dimensions: 78"x115¾"

AC1800GNH

\$5145.00

18-Bale Grabber to work with New Holland Stack Wagon less loader attachment

- Shipping Weight: 1000 lbs, Dimensions: 94"x115¾"



ACCELERATOR

HAY CONDITIONER

Must add back freight - Please call for amount

HC7500S**\$17025.00****FEATURES**

- 7' Rolls
- Single Axle
- Shipping Weight: 2750 lbs
- Dimensions: 100"x52"x60"

HC7500T**\$18150.00****FEATURES**

- 7' Rolls
- Tandem Axle
- Shipping Weight: 2900 lbs
- Dimensions: 124"x52"x60"

HC9500**\$19270.00****FEATURES**

- 9' Rolls
- Tandem Axle
- Shipping Weight: 3000 lbs
- Dimensions:

Note: Model # 9500 only available with tandem axle

OPTIONAL EQUIPMENT

SK7500	7' Spreader Kit	\$2860.00
SK9500	9' Spreader Kit	\$2975.00
HCLK7500	7' or 9' Light Kit	\$690.00

2012

PRICE CATALOGUE

Tubeline Manufacturing Ltd.
3928 Steffler Road RR#4 Elmira, ON, Canada N3B 2Z3
1-888-856-6613
Phone: (519) 664-0488 Fax: (519) 664-0492
Email: sales@tubeline.ca www.tubeline.ca



Must add back freight - Please call for amount