

Trademark of Quality Merchandise

**AG-MEIER  
INDUSTRIES**

Manufacturer of Agriculture Equipment

2022

+ 8%  
surcharge

**WHOLEGOODS**

**BOOK**

**WITH ACCESSORIES**

**Continental Belton**

**MOHAWK**

**HOLLY MFG.**

**HAYVAN**

## WHOLEGOODS TABLE OF CONTENTS

PRODUCTS	PAGE
PRICE GUIDE	*
WARRANTY INFORMATION	1
TERMS & CONDITIONS	2
RETURN GOODS POLICY	3
HAY RAKES	4
BALE BUGGY	6
HAY VAN INLINE TRAILERS	8
HAY VAN MEGALINER TRAILERS	10
HAY VAN INDIVIDUAL DUMP TRAILERS	12
HAY VAN MINIMUM TILL DRILL	14
MOHAWK NO-TILL DRILL	16
ROTARY TILLERS	18
POST HOLE DIGGERS	20
FINISHING MOWERS	24
ROTARY MOWERS	26-39
PACKAGED SPRAYERS	40
LAWN & GARDEN SPRAYERS	42
UVS SPRAYER FOR ATV'S	43
SPRAYERS 55-1000 Gal	44-77
SPRAY GUNS	79
PUMPS	80-82
BOOMLESS X-TENDERS NOZZLES	83
MANUAL CONTROL	84
FOAM MARKERS	85
CLEAN LOAD EDUCTOR	86
MATRIX 570G GUIDANCE SYSTEM	87
RXA-30 GPS ANTENNA	89
BRAVO 180S GPS SYSTEM	91
BRAVO 400S GPS SYSTEM	92
HOLLY FARM EQUIPMENT	93-123

MODEL	WEIGHT	LIST
<b>RAKES Pg 4-5</b>		
GB08	1610#	\$9,738.00
GB10	1775#	\$10,600.00
GB12	2005#	\$11,798.00
<b>BALE BUGGY Pg 6-7</b>		
		\$3,004.00
<b>GOOSENECK INLINE HAY TRAILER REAR LOAD Pg 8-9</b>		
HL25 GN		\$17,670.00
HL32	3700#	\$19,396.00
HL36	3940#	\$20,434.00
HL40	4240#	\$21,542.00
<b>DOUBLE DUMP INLINE HAY TRAILER REAR LOAD MEGALINER Pg 10-11</b>		
MGL27	7380#	\$35,563.00
MGL33	8970#	\$37,474.00
MGL37	9660#	\$40,575.00
MGL42	10500#	\$43,552.00
MGL53		\$105,073.00
<b>GOOSENECK INDIVIDUAL DUMP SPEAR SIDE LOAD (New Style Carrier) Pg 12-13</b>		
5BN-S	4160#	\$21,534.00
6BN-S	4620#	\$24,200.00
<b>BUMPER PULL INDIVIDUAL DUMP SPEAR SIDE LOAD (New Style Carrier) Pg 12-13</b>		
3BB-S		\$14,440.00
4BB-S	2780#	\$17,355.00
5BB-S	3660#	\$19,862.00
<b>GOOSENECK INDIVIDUAL DUMP (Old Style Carrier) Pg 12-13</b>		
5BN	3320#	\$16,455.00
6BN	3800#	\$18,023.00
<b>BUMPER PULL INDIVIDUAL DUMP (Old Style Carrier) Pg 12-13</b>		
3BB		\$9,008.00
4BB	2380#	\$13,340.00
5BB	2680#	\$14,758.00
<b>BUMPER PULL INLINE HAY TRAILER REAR LOAD Pg 12-13</b>		
HL25	3060#	\$16,420.00
<b>HAYVAN GRAIN DRILLS Pg 14-15</b>		
D80-LB (LEGUME BOX)	2460#	\$28,821.00
D120-LB (LEGUME BOX)	3080#	\$34,782.00
D160-LB (LEGUME BOX)	3940#	\$38,758.00
D80 (LARGE BOX ONLY)		\$26,960.00
D120 (LARGE BOX ONLY)		\$31,920.00
D160 (LARGE BOX ONLY)		\$35,037.00
<b>CHAIN HARROWS</b>		
CH80		\$902.00
CH120		\$1,353.00
CH160		\$1,804.00



MODEL	WEIGHT	LIST
<b>MOHAWK GRAIN DRILLS Pg 16-17</b>		
MNT-84 (LARGE BOX ONLY)		\$30,531.00
MNT-120 (LARGE BOX ONLY)		\$36,401.00
MNT-180 (LARGE BOX ONLY)		\$39,522.00
MNT-84-LB (LEGUME BOX)	4500#	\$32,444.00
MNT-120-LB (LEGUME BOX)	6775#	\$39,155.00
MNT-180-LB (LEGUME BOX)	8600#	\$43,615.00
MNT-84-LB-NB (LEGUME & NATIVE BOX)		\$41,273.00
MNT-120-LB-NB (LEGUME & NATIVE BOX)		\$48,662.00
MNT-180-LB-NB (LEGUME & NATIVE BOX)		\$55,387.00

<b>TILLERS Pg 18-19</b>		ADD \$236 TO COST FOR LONGER DRIVELINE
RT48/TR48R	580#	\$3,843.00
RT60/RT60R	610#	\$4,116.00
RT72/RT72R	750#	\$4,810.00
RT84/RT84R	850#	\$5,728.00

<b>DIGGERS Pg 10-23</b>		
ED32	170#	\$1,079.00
ED32/6"A	195#	\$1,466.00
ED32/9"A	205#	\$1,466.00
ED32/12"A	213#	\$1,572.00
ECO44	175#	\$869.00
ECO44/6"A	212#	\$1,256.00
ECO44/9"A	220#	\$1,256.00
ECO44/12"A	230#	\$1,362.00
ED44	190#	\$1,079.00
ED44/6"A	220#	\$1,466.00
ED44/9"A	234#	\$1,466.00
ED44/12"A	245#	\$1,572.00
XL44A	190#	\$1,415.00
XL44A/6"A	220#	\$1,802.00
XL44A/9"A	234#	\$1,802.00
XL44A/12"A	245#	\$1,908.00
XL44H	203#	\$1,595.00
XL44H/6"A	233#	\$1,982.00
XL44H/9"A	247#	\$1,982.00
XL44H/12"A	258#	\$2,088.00
BR75	252#	\$1,944.00
BR75/6"A	282#	\$2,331.00
BR75/9"A	296#	\$2,331.00
BR75/12"A	307#	\$2,437.00
B0557B Digger Stand		\$331.00
B0545A - 32 6"X32" A	25#	\$387.00
B0546-32 9"X32" A	35#	\$387.00
B0547A 12"X32" A	43#	\$493.00
B0560A 6"X44" A	30#	\$387.00
B0562A 9"X44" A	44#	\$387.00
B0563A 12"X44" A	55#	\$493.00
B0564A 14"X44" A		\$621.00
B0570B 18"X44" A		\$837.00
B0571B 24"X44" A		\$992.00
B0572 9"X44" DBL FLT/A	55#	\$467.00
B0573 12" DBL FLT/A	59#	\$547.00
B0599 AUGER EXT.	23#	\$269.00



MODEL	WEIGHT	LIST
<b>FINISH MOWERS Pg 24-25</b>		
MUSTANG 48	343#	\$3,312.00
MUSTANG 60	408#	\$3,560.00
MUSTANG 72	475#	\$4,032.00
<b>ROTARY CUTTERS Pg 26 -39</b>		
BRAVE 4R/RD	460#	\$2,547.00
BRAVE 4R/CG		\$3,062.00
BRAVE 4RS/RD		\$2,647.00
BRAVE 4RS/CG		\$3,162.00
30900265 F&R /RD		\$175.00
30900592 F&R /CG		\$690.00
Installation of Guards	ADD	\$200.00
BRAVE 5R/RD	555#	\$2,857.00
BRAVE 5R/CG		\$3,359.00
BRAVE 5RS/RD		\$2,957.00
BRAVE 5RS/CG		\$3,459.00
30900266 F&R/RD		\$194.00
30900595 F&R/CG		\$696.00
Installation of Guards	ADD	\$200.00
BRAVE 6R/RD	645#	\$3,166.00
BRAVE 6R/CG		\$3,800.00
BRAVE 6RS/RD		\$3,266.00
BRAVE 6RS/CG		\$3,900.00
30900267 F&R/RD		\$213.00
30900598 F&R/CG		\$847.00
Installation of Guards	ADD	\$200.00
BRAVE 7RS/RD	1055#	\$5,293.00
BRAVE 7RS/CG		\$6,083.00
30900401 / FRD		\$133.00
30900382 / RRD		\$133.00
30900397 / FCG		\$528.00
30900400 / RCG		\$528.00
Installation of Guards	ADD	\$200.00
BRONCO 60RS/RD	775#	\$3,826.00
BRONCO 60RS/CG		\$4,330.00
30900405 / FRD		\$97.00
30900406 / RRD		\$97.00
30900407 / FCG		\$349.00
30900408 / RCG		\$349.00
SERIES 5 PAGE 28	ADD	\$134.00
Installation of Guards	ADD	\$200.00

MUST ADD 10% Surchage

MODEL	WEIGHT	LIST
<b>ROTARY CUTTERS CONT.</b>		
BRONCO 72RS/RD	875#	\$4,315.00
BRONCO 72RS/CG		\$4,937.00
30900367 / FRD		\$107.00
30900370 / RRD		\$107.00
309003766/FCG-3767/RCG each->		\$418.00
SERIES 5 PAGE 28	ADD	\$134.00
Installation of Guards	ADD	\$200.00
BRONCO 84RS/RD	1135#	\$5,906.00
BRONCO 84RS/CG		\$6,696.00
30900401 / FRD		\$133.00
30900402 / RRD		\$133.00
30900397 / FCG		\$528.00
30900393 / RCG		\$528.00
Installation of Guards	ADD	\$200.00
CHIEF 6	1200#	\$6,536.00
30900612 /FCG		\$418.00
330900613 /RCG		\$418.00
CHIEF 7	1400#	\$7,528.00
30900423 / FCG		\$528.00
30900424 / RCG		\$528.00
STALLION 8L/RD	1365#	\$9,384.00
STALLION 8L/CG		\$10,107.00
STALLION 8P/RD	1500#	\$10,213.00
STALLION 8P/CG		\$10,936.00
B1673FR / FRD		\$142.00
B1673RR / RRD		\$119.00
B1673F / FCG		\$531.00
B1673R / RCG		\$453.00
30900169 CYL & HOSE		\$561.00
50100519 CV JOINT		\$870.00
CHIEF 10L / RD	1670#	\$12,117.00
CHIEF 10L / CG		\$13,345.00
CHIEF 10P / RD	1750#	\$13,378.00
CHIEF 10P / GC		\$14,606.00
30900174 / FCG		\$662.00
30900177 / RCG		\$566.00
30900169 CYL & HOSE		\$561.00
50100517 CV JOINT		\$870.00
FH15/RD	4000#	\$22,767.00
FH15/CG		\$24,085.00
50100512 CV JOINT		\$943.00
2 ADDITIONAL WHEELS		\$805.00
FE15-540	5330#	\$29,974.00
FE15-1000		\$30,534.00

MUST ADD 10% surcharge



MODEL	WEIGHT	LIST
<b>PACKAGE SPRAYERS Pg 40-41</b>		
UVS55PL		\$1,608.00
UVS55PL/BROADCAST		\$1,788.00
<b>SMALL SKID W/HYPRO 4 ROLLER PUMP &amp; HYPRO 2.5hp ENGINE 1900-0-018 SPRAY GUN 25' HOSE</b>		
SKID 055	225#	\$2,619.00
SKID 110	240#	\$2,951.00
MQH55PL-6RA	195#	\$1,904.00
MQH55PL-6RB	186#	\$1,713.00
MQH55PL-6R	155#	\$1,721.00
MQH055/16.5 BOOM	215#	\$2,745.00
MQH100/16.5 BOOM	245#	\$3,077.00
QHD110-S	300#	\$2,608.00
QHD200-S	365#	\$2,890.00
TC-055/12-2	190#	\$3,265.00
TC-055/4RP	220#	\$3,668.00
TC-100/12-5	225#	\$4,305.00
TC-100/4RP	245#	\$4,708.00
LCET-S	475#	\$4,836.00
Substitute 1900-01-018 w/38505 Pistol Grip	ADD	\$138.00
LCA-S8 (6Roller)PGHG	725#	\$6,499.00
LCA-S (5RollerNi)PGHG	725#	\$6,689.00
HCS1000-P1		\$41,611.00
<b>L &amp; G SPRAYER Pg 42</b>		
LG2		\$234.00
LG2D		\$490.00
LG2D-25		\$545.00
LARGER 12V PUMP 5059-1310D011	ADD	\$354.00
10FT BOOM B0979D		\$566.00
		\$566.00
<b>UVS 55 SPRAYERS Pg 43</b>		
UVS55PL		\$1,608.00
LARGER 12V PUMP 5059-1310D011	ADD	\$354.00
BROADCAST/BOOM		
B1581A		\$180.00
B0979D		\$566.00
92B40		\$1,028.00
91B20		\$1,112.00
B1247		\$616.00

SPRAYERS Pg 44-92

GROUP 1 MOUNTING ASSEMBLY FRAMES ONLY UNLESS OTHERWISE STATED

SKID24		\$643.00
SKID30		\$710.00
SKID36		\$710.00
BS30		\$1,286.00
BS36		\$1,347.00
BS48		\$1,455.00
MQH		\$513.00
QHD30		\$885.00
33711 CAT 1 PINS x2		\$19.00
33698 CAT3 BUSH x2		\$7.00
TPMA36		\$1,938.00
TPMA48		\$1,948.00
TC60		\$1,126.00
TC60-AT		\$1,379.00
LCET		\$2,130.00
LCA-F11		\$3,218.00
LCA-HF		\$3,397.00
B1344 CATWALK	ADD	\$766.00
WF-F11		\$3,971.00
WF-HF		\$4,560.00
WF-WB		\$6,667.00
PL1000N W/TANK		\$7,721.00
B1276A SKID W/TANK		\$3,992.00
HCS1000 FRAME/TANK		\$13,500.00

HITCH OPTIONS

31149		\$430.00
31264		\$430.00

GROUP 2 PUMP UNIT ASSEMBLY

353		\$2,258.00
356		\$3,051.00
755C		\$3,261.00
1537-1		\$3,510.00
318		\$979.00
4101C-1		\$1,382.00
44A		\$617.00
47A		\$720.00
351		\$1,064.00
352		\$1,211.00
354		\$1,128.00
355		\$1,275.00
751C		\$1,318.00
753C		\$1,465.00
9016C-1		\$2,871.00
9303C-1		\$2,480.00
9402C-1		\$2,295.00
1572-SPX, 24679, B1558		\$2,358.00

Sub. Ni-Resist on 6rlr or 8rlr	ADD	\$432.00
Sub. Stainless on 5, 6 or 8rlr	ADD	\$837.00

MUST ADD 10% Surcharge



**GROUP 3 TANK ASSEMBLIES**

PL055	\$403.00
PL100	\$735.00
PL150	\$873.00
PL200S	\$1,017.00
PL200L	\$1,017.00
PL300	\$1,390.00
PL500	\$2,182.00
PL300V	\$1,581.00
PL500V	\$2,182.00
PL1000	\$3,903.00
B1590 1000GAL TANK	\$2,968.00

**GROUP 4 BROADCAST ATTACHMENTS**

B1581A	\$180.00
B1247	\$616.00
B1258	\$677.00
B1248	\$743.00
B1259	\$434.00

**BOOM ATTACHMENTS**

B0979D	\$566.00
92B40	\$1,028.00
91B20	\$1,112.00
61320	\$2,187.00
61320Q	\$2,048.00
81720-1	\$2,188.00
81720	\$2,327.00
134B20	\$4,778.00
135B20	\$5,105.00
60740	\$2,069.00
60740-1	\$1,929.00
80940	\$2,175.00
80940-1	\$2,034.00
134N40	\$4,489.00
135N40	\$4,651.00
45920	\$2,125.00
B1206B & 30900169	\$1,541.00
FOLD 30' AND UNDER	\$3,111.00
FOLD OVER 30'	\$5,036.00
2055.WP	\$777.00
2060.WP.2	\$1,248.00
2040.WP.3	\$1,448.00
2040.WP.4	\$1,620.00
2040.WP.5	\$2,002.00

**GROUP 5 SPRAY GUN AND HOSE ATTACHMENTS**

B1188A	\$241.00
B1188B	\$329.00
B1188C	\$191.00
B1580	\$300.00
B1287A	\$563.00
32189	ADD \$40.00
HK300D	\$1,344.00
PW-2	\$812.00
B1708	\$941.00

MUST ADD % Surchage

**GROUP 6 MISC. EQUIPMENT**

2702-3F		\$2,934.00
2702-5F		\$4,516.00
25 GALLON RINSE TANK		\$304.00
3-TERRET NOZZLE	ADD PER NOZZLE BODY	\$149.00
52-000-4		\$1,465.00
3375P-05T5		\$2,806.00
B400S		\$17,482.00
B180S		\$8,581.00
90-02815		\$4,875.00
30202 3/8" HOSE	PER FOOT	\$2.17
30207 1/2" HOSE	PER FOOT	\$2.72

**FACTORY PAINT CHARGES**

PRODUCT	FACTORY COLOR	PAINT CHANGE	ADD
SPRAYERS	RED	CANNOT CHANGE COLOR NO EXCEPTIONS	\$0.00
ECO DIGGER	YELLOW/BLACK	BLUE/RED/GREEN/ORANGE	\$10.00
ED/XL/BR DIGGERS	RED	BLUE/GREEN/ORANGE/	\$10.00
TILLERS	RED	BLUE/GREEN/ORANGE/YELLOW	\$20.00
FINISH MOWERS	YELLOW	BLUE/RED/GREEN/ORANGE	\$20.00
<b>ROTARY CUTTERS</b>			
SINGLE SPINDLE	YELLOW	BLUE/RED/GREEN/ORANGE	\$20.00
DOUBLE SPINDLE	YELLOW	BLUE/RED/GREEN/ORANGE	\$40.00
FLEX WING	YELLOW	BLUE/RED/GREEN/ORANGE	\$75.00
HAY RAKES	YELLOW	BLUE/RED/GREEN/ORANGE	\$50.00
HAY BUGGY	RED	BLUE/RED/GREEN/ORANGE	\$20.00

THESE ARE DEALER COST: ADD THIS TO YOUR DEALER NET PRICE FOR TOTAL PRODUCT COST

MUST ADD 8% Surcharge



# AG-Meier Industries Warranty

## Product Warranty

All products manufactured by AG-Meier Industries have a 1-year limited defective materials and workmanship warranty.

Commercial applications have a 90 day limited warranty.

Mis-use or abuse of product is not warrantable.

Service calls and pick up and delivery are not warranty.

## Gear Box Warranty

Tillers have 3-year limited warranty.

Brave / Bronco / Stallion / Chief10 / Flex Hawk Rotary cutters have 3-year limited warranty.

Chief 6&7 / Flex Eagle have a 5-year limited warranty.

All Post Hole digger gear boxes have a 5-year limited warranty.

### Warranty procedure:

Before any warranty work is preformed dealer will contact Territory manager or AG-Meier Industries office for actions and procedures for warranty work to be performed. All parts will be invoiced to dealer and when warranty part is returned either by RGA or by company truck invoice will be given a credit memo to offset invoice on account.

## TERMS AND CONDITIONS

**PAYMENT TERMS:** Credit terms are net 30 (full payment due within 30 days). Any invoices not paid within 30 days of invoice date will accrue finance charges at the rate of 1-1/2% per month and may result in future orders being placed on credit hold until past due amounts are paid. Discounts are not authorized on freight, labor, or sales tax.

**EARLY PAY DISCOUNTS:** are only authorized if payment is post marked within 10 calendar days of the invoice date.

**COST OF COLLECTIONS:** If the buyer fails to pay any amount when due, including service charges, buyer agrees to pay, the full amount of any cost or expenses, including reasonable attorney's fees, incurred by AG-MEIER IND. L.L.C. in the collection of such overdue amounts by litigation or otherwise.

**PRICING:** All prices shown are RECOMMENDED LIST PRICE and are subject to change WITHOUT NOTICE. Orders will be accepted only with the understanding that billing will be at prevailing prices at the time of shipment. All products weights are subject to change without notice.

**FREIGHT DAMAGE:** Most merchandise is shipped F.O.B. Belton, Texas. It is the responsibility of the purchaser to file all claims for goods damaged in transit or variations in carton counts and contents from the Bill of Lading with the transportation company. The purchaser's responsibility begins when the merchandise is signed for by the carrier at our dock. The purchaser must inspect the goods at the time of delivery and insure that there is no visible damage to the cartons or items and that all items identified on the bill of lading/delivery ticket are present. Any damage or shortages noted at the time of delivery must be identified to the freight carrier before they leave your site and must be annotated on their bill of lading or delivery form to facilitate any claims processing.

**POLICY & FEES:** Orders that list at less than \$50.00. will incur a \$5.00 handling charge. Orders may be canceled prior to shipment. However, if the order has already been shipped, a Return Authorization must be requested from AG-MEIER IND. L.L.C (Belton Division) before the order can be returned. There will be a 15% restocking fee with a \$5.00 minimum on all goods returned. If a copy of the original invoice is not included with the returned goods, there will be a 40% restocking fee rather than a 15% fee. Goods returned without a Return Authorization number or are not listed on the Return Authorization will receive **NO** credit.

**RETURN OF MERCHANDISE:** See Returns Goods Policy

**CLAIMS:** Claims for shortages, mis-shipments or over shipments must be made within five working days of receipt of goods. It is responsibility of the purchaser to inspect all shipments upon delivery for content.

**WARRANTY:** All AG-MEIER IND. L.L.C. products are guaranteed against defective workmanship or materials. AG-MEIER IND. L.L.C demand the right to examine merchandise to determine at its sole discretion, if the product is defective due to workmanship or materials, our limited warrant does not cover outside labor, freight, or other incidental charges. You must notify AG-MEIER IND. L.L.C. and receive a Return Authorization before returning any products to the factory. The use of replacement parts manufactured by companies other than AG-MEIER IND. L.L.C invalidates the warranty. Labor performed by dealers will not be reimbursed, unless the dealer has received permission from the factory warranty manager at AG-MEIER IND. L.L.C before such work is performed. If it is determined that it is most effective for the dealer to perform some of the warranty work, such labor charges will be authorized not to exceed a specific dollar value. Such authorization will be performed using FAZ. In-store adjustments by dealers on returned or used items are done so at the dealer's risk. Invoices for warranty work or replacement items will not be honored, unless the warranty was previously authorized by this company. Our limited warranty period on commercial accounts is 90 days. The limited warranty period for most items on normal accounts.



# AG MEIER INDUSTRIES L.L.C.

## RETURN GOODS POLICY

1. AG-MEIER IND. L.L.C **will not** accept goods returned to Belton, Texas for either credit or warranty inspection without the proper Return Authorization Documentation attached to it. A Return Authorization Document will be given to you along with a list of items to be returned to AG-MEIER IND. L.L.C
2. All goods must be sent **freight prepaid**. If it is determined that credit is to be issued based upon an error made by AG-MEIER IND. L.L.C or a valid warranty problem, the amount if the freight will also be credited.
3. Authorization for goods to be returned for credit must be requested within **30 days of the invoice date**. All goods, whether for warranty consideration or credit return must be returned.
4. Only goods authorized to be returned will receive credit. Each item must be listed on the authorization to ensure that proper credit will be given.
5. **GOODS RETURNED WITHOUT AUTHORIZED WILL RECEIVE NO CREDIT AND WILL BE RETURNED TO SENDER AT THEIR EXPENSE.**
6. AG-MEIER IND. L.L.C will not be responsible for any goods returned without the proper authorization.
7. Any goods returned to AG-MEIER IND. L.L.C that are not our product will be held for 10 days for dealers' disposition. After 10 days they will be sent back to sender, freight collect.
8. **There will be a 15% restocking fee with a \$5.00 minimum** on all goods returned for credit unless it is determined that the reason for return was the fault of AG-MEIER IND. L.L.C, the return was requested, and the goods returned within the time limits specified above.
9. For all goods returned for credit that do not also include a copy of the original purchasing invoice along with the returned goods, the above restocking fee will increase to a **40% restocking fee with a \$5.00 minimum.**
10. Special order-items or items not listed in current price books are not returnable.
11. **Certain** items such as gaskets, belts, and other items subject to deterioration will not be returnable under any conditions after 60 days from invoice date.

AG-MEIER INDUSTRIES LLC

## HAY RAKES

	Order Code	Weight
8 Rake Wheels with Working Width 16'2"-18'2"	GB08	1610 lbs.
10 Rake Wheels with Working Width 19'-21'6"	GB10	1775 lbs.
12 Rake Wheels with Working Width 22'-25'	GB12	2005 lbs.

\*\*\* MUST ADD 8% Surcharge



# MCHAWK

## HAY RAKES



Contact an authorized dealer for more information.

	<b>GB08</b>	<b>GB10</b>	<b>GB12</b>
Working Width	16'2"-18'2"	19'0" -21'6"	22'0 - 25'0"
Minimum Windrow Width	3'	3'	3'
Maximum Windrow Width	9'	9'	9'
Swath Delivery		Central & Windrow Turning	
No. of Raking Wheels	9	11	13
Rake Wheel Mounting		Individual Floating Wheels	
Rake Wheel Diameter	55"	55"	55"
No. of Tines & Wheels	40	40	40
Tire Size		7.00 x 15.8 PLY Trailer Hwy Tire	
Minimum & Maximum Transport Height		7'8" to 8'8"	
Transport Width	10'4"	10'4"	10'4"
Tractor Requirements		Varies	
No. of Hydraulic Remotes Required	1 Set	1 Set	1 Set
Weight	1,610lbs	1,775lbs	2,005lbs
Kicker Wheel	Standard	Standard	Standard

**AG MEIER IND. LLC** • 920 East 6<sup>th</sup> Ave. • Belton, TX 76513

(254) 939-3731 • 1-800-446-7319



# MOHAWK

## BALE BUGGY

Load, Transport and unload large round bales  
without leaving the cab of your pickup  
or tractor's seat!



Contact an authorized dealer for more information.

- 420 lbs.
- 2 Inch Ball Coupler
- 12 Inch Brakes
- 15 Inch Tires



# BALE BUGGY

	Order Code	Weight
Bale Buggy with Heavy Duty Brakes	BB-HDB	435 lbs.

\*\*\* MUST ADD 8% Surcharge



# HAYVAN

## HAYVAN'S INLINE HAY TRAILERS

	BUMPER PULL	GOOSENECK
GVWR	14000 lbs.	14000 lbs.
GAWR	7000 lbs.	7000 lbs.
Coupler	2 5/16" Channel Mount	2 5/16" 25K Adjustable
Jack	5K Top Wind	12 Spring Loaded Drop Leg
Frame	8" X 8" X 3/8" Wall Tube (37.69 lbs. per foot)	
Axles	7K EZ Lube Brake Axles (2)	
Suspension	7k Slipper Springs	
Tires	7.50 - 16 14 Ply Radial	
Plug	7 Way RV Type	
Tongue	6" X 4" X 1/4" Wall Tubing	
Neck		12" X 4" X 1/4" Wall Tubing (25.82 per foot)
Locking System	Double Positive Spring-Loaded Latch	
Lights	LED Approved D.O.T. lighting	
Safety Chains	3/8" Grade 43 with Safety Latch	
Reflective Tape	D.O.T. Approved	
Length	25'	32' 36' 40'





# HAYVAN INLINE TRAILERS

## LOAD FROM THE REAR

### GOOSENECK

	Order Code	Weight	Length
32' Rear Load Hay Trailer with 7K Axles & Brakes	HL32	3,700 lbs	42'
36' Rear Load Hay Trailer with 7K Axles & Brakes	HL36	3,940 lbs	46'
40' Rear Load Hay Trailer with 7K Axles & Brakes	HL40	4,240 lbs	50'

### BUMPER PULL

	Order Code	Weight	Length
25' Rear Load Hay Trailer with 7K Axles & Brakes	HL25	3,060	31'

Hayvan Trailers are now equipped with 14 Ply Tires & include spare tire.

\*\*\* MUST ADD 8% SURCHARGE



# HAYVAN



	27'	33'	37'	42'
GVWR	24000	24000	25999	25999
GAWR	10000		12000	
Coupler	30 K Rounds Bulldog with 2 set screws and pin			
Jacks	2 Jacks 12 K. Spring loaded foot.			
Axles	Grease Filled for reliability			
Cradles	Cradles are Spring Loaded for easy lifting			
Tires	235-80R 16 G 14 Ply tires with spare included			
Lights	LED Lighting with locking plugs (will not unplug and waterproof)			
Safety Chains	3/8 Gr.43 with Safety Latch			
Reflective Tape	D.O.T. Approved			
Length	27'	33'	37'	42'





# **HAYVAN MEGALINER TRAILER**

---

<b>MEGALINER</b>	<b>Order Code</b>	<b>Weight</b>	<b>Length</b>
27' Rear Load Hay Trailer with 10K Axles & Brakes	MGL26	7380 lbs	27'
33' Rear Load Hay Trailer with 10K Axles & Brakes	MGL33	8970 lbs	33'
37' Rear Load Hay Trailer with 12K Axles & Brakes	MGL37	9660 lbs	37'
42' Rear Load Hay Trailer with 12K Axles & Brakes	MGL42	10,500 lbs	42'

Hayvan Trailers are now equipped with 14 Ply Tires & include spare tire.

\*\*\* MUST ADD 8% Surchage



# HAYVAN

## INDIVIDUAL DUMP TRAILERS

### INDIVIDUAL DUMP TRAILERS FOR HAY SPEAR SIDE LOAD

	BUMPER PULL	GOOSENECK
GVWR	14000 lbs.	14000 lbs.
GAWR	7000 lbs.	7000 lbs.
Coupler	2 5/16" Channel Mount	2 5/16" 25K Adjustable
Jack	5K Top Wind	12 Spring Loaded Drop Leg
Frame	4" X 4" X 5/16" Angle Iron	
Frame	6" X 4" X 1/4" to 3/8" Tube	
Cradles	4" X 4" X 1/4" Angle Iron	
Axles	7K EZ LUBE Brake Axle (2)	
Suspension	7K Slipper Springs	
Tires	7.50 - 16 14Ply Radial	
Plug	7 Way RV Type	
Tongue	3" X 4" X 1/4" Tube	
Neck		8" Beam
Locking System	Individual Cradle & Spring-Loaded Latch	
Lights	LED Lighting D.O.T Approved	
Safety Chains	3/8" with Safety Latch	
Safety System	Breakaway Kit with Charger and LED Charge Indicator	
Reflective Tape	D.O.T. Approved	
Sizes	4 Bale & 5 Bale Bumper	4 ,5 & 6 Bale Gooseneck





## AG-MEIER INDUSTRIES

# INDIVIDUAL DUMP HAY TRAILERS

### GOOSENECK

	Order Code	Weight	Length
Five Bales Hay Trailer with 7K Axle & Brakes	5BN	3,320 lbs.	36'
Six Bale Hay Trailer with 7K Axle & Brakes	6BN	3,800 lbs.	42'

### BUMPER PULL

	Order Code	Weight	Length
Three Bale Hay Trailer with 7K Axles & Brakes	3BB		
Four Bale Hay Trailer with 7K Axle & Brakes	4BB	2,380 lbs.	24'
Five Bale Hay Trailer with 7K Axle & Brakes	5BB	2,680 lbs.	32'

# INDIVIDUAL DUMP HAY TRAILERS FOR HAY SPEAR SIDE LOAD

### GOOSENECK

	Order Code	Weight	Length
Five Bale Hay Trailer with 7K Axle & Brakes	5BN-S	4,160 lbs.	38'
Six Bales Hay Trailer with 7K Axle & Brakes	6BN-S	4,620 lbs.	44'

### BUMPER PULL

	Order Code	Weight	Length
Three Bale Hay Trailer with 7K Axles & Brakes	3BB-S		
Four Bale Hay Trailer with 7K Axle & Brakes	4BB-S	2,780 lbs.	26'
Five Bale Hay Trailer with 7K Axle & Brakes	5BB-S	3,660 lbs.	34'

Hayvan Trailers are now equipped with 14 Ply Tires & include spare tire.

# **HAYVAN NO-TILL DRILL**

<b>NO-TILL DRILLS (WITH LEGUME BOX, INSTALLED)</b>		<b>Order Code</b>	<b>Weight</b>
7' Pull or Three Point	80" Drill	D80-LB	2,460 lbs.
10' Pull or Three Point	120" Drill	D120-LB	3,080 lbs.
14' Pull or Three Point .....	160" Drill	D160-LB	3,940 lbs.

**ALL DRILLS COME WITH LEGUME BOX, ACREMETER, AND CHAIN HARROWS**

<b>NO-TILL DRILLS (WITHOUT LEGUME BOX)</b>		<b>Order Code</b>	<b>Weight</b>
7' Pull or Three Point	80" Drill	D80	
10' Pull or Three Point	120" Drill	D120	
14' Pull or Three Point .....	160" Drill	D160	

<b>CHAIN HARROWS (IF SOLD SEPERATELY)</b>		<b>Order Code</b>	
7 1/2'	80" Drill	CH80	
10'	120" Drill	CH120	
14'	160" Drill	CH160	

\*\*\* MUST ADD 8% \*\*\*





# HAYVAN

## MINIMUM TILL DRILL

- SIMPLE DESIGN
- RUGGED CONSTRUCTION
- TWO EASILY ADJUSTABLE DISC GANGS: MORE AGGRESSIVE FOR HARDER SOILS TO LESS AGGRESSIVE FOR SOFTER SOILS.
- INDEPENDENTLY FLOATING DISC BLADES
- SIMPLE OPERATIONS, ADJUSTMENT AND MAINTANENCE
- 10" BLADE SPACINGS FOR HIGH RESIDUE AND PERMANENT PASTURE APPLICATION.
- LEGUME BOX, ACREMETER AND DRAG HARROW ARE STANDARED EQUIPMENT ON ALL THREE MODELS
- SWITCH FROM PULL TYPE TO 3 POINT WITH THREE PINS
- 3 SIZES AVAILABE 80",120" 160"

## FEATURES AND OPERATION

The HAYVAN MINIMUM TILL DRILL offers a new approach to seeding operations, because of the HAYVAN design the need for a high horsepower tractor is eliminated. The ability to adjust the severity of cut on the blades allows the HAYVAN drill to penetrate where other designs fail to put the seed at the required depth. The HAYVAN MINIMUM TILL DRILL blade spacing allows for operation in high residue situations as well as superior operation in permanent pasture application, allowing continued grazing while the planted seed is going through the germination process. This feature provides for increased productivity of your existing acreage base which equates into better feed efficiency which in turn translates into an increased bottom line of your operation.



Contact an authorized dealer for more information.

**AG MEIER IND. LLC** • 920 East 6<sup>th</sup> Ave. • Belton, TX 76513  
(254) 939-3731 • 1-800-446-7319

# AG-MEIER INDUSTRIES

## MOHAWK NO-TILL DRILL

### STANDARD NO-TILL DRILLS

Order Code Weight

### DRILLS WITH LEGUME BOX INSTALLED

7' Pull	No-Till Drill w/ Legume Box	84"	MNT-84-LB
10' Pull	No-Till Drill w/ Legume Box	120"	MNT-120-LB
15' Pull	No-Till Drill w/ Legume Box	180"	MNT-180-LB

### OPTIONAL (COMES WITHOUT LEGUME BOX)

Order Code Weight

7' Pull	No-Till Drill w/o Legume Box	84"	MNT-84
10' Pull	No-Till Drill w/o Legume Box	120"	MNT-120
15' Pull	No-Till Drill w/o Legume Box	180"	MNT-180

### OPTIONAL (COMES WITHOUT LEGUME BOX AND NATIVE SEED BOX)

Order code

Weight

MNT-84	7'	MNT-84-LB-NB
MNT-120	10'	MNT-120-LB-NB
MNT-180	15'	MNT-180-LB-NB

\*\*\* MUST ADD 3% surcharge



# MOHAWK

## NO-TILL DRILL



### MOHAWK NO-TILL DRILL SPECIFICATIONS

	<b>MNT-84-LB</b>	<b>MNT-120-LB</b>	<b>MNT-180-LB</b>
Opener Spacing	7-1/2"	7-1/2"	7-1/2"
Number of Openers	11	17	25
Transport Width	7'8"	11'3"	15' 11-1/2"
Operating (Sowing) Width	6'4"	10'	15'
Overall Length	14'7"	16'7"	16'7"
Weight (Seed Box & Legume Box)	4,500 lbs.	6,775 lbs.	8,600 lbs.
Estimated Minimum HP Required	50HP	70HP	90HP
Seed Box Capacity	21 Bushels	29 Bushels	42.5 Bushels
Legume Box Capacity	3.1 Bushels	4.8 Bushels	7 Bushels
Native Grass Box	6.5 Bushels	10 Bushels	14.8 Bushels
Light Kit	Standard	Standard	Standard
18" Fluted Coulter	Standard	Standard	Standard
Digital Acre Meter	Standard	Standard	Standard
Legume Box	Standard	Standard	Standard
Tire Size	11L X 15	12.5L X15	12.5L X15
Grain Box Agitator	Native GB	Native GB	Native GB

Drill can be ordered less the Legume Box



# MOHAWK

## GEAR DRIVEN ROTARY TILLER



### FORWARD ROTATION OR REVERSE ROTATION

Forward Rotation	RT48	RT60	RT72	RT84
Reverse Rotation	RT48-R	RT60-R	RT72-R	RT84-R
Working Width	48"	60"	72"	84"
Tilling Depth	8"	8"	8"	8"
Tines Per Row	6	6	6	6
Number of Tines	36	42	54	60
Tractor PTO RPM	540	540	540	540
Tine RPM	226	226	226	226
Hitch Type (Quick Hitch Compatible)	CAT I	CAT I	CAT I	CAT I
Machine Weight	580 lbs.	610 lbs.	750 lbs.	850 lbs.
Tractor HP Range	Forward Rotation 20-35	25-40	32-50	32-60
	Reverse Rotation	30-45	35-55	40-65

AG-MEIER IND. L.L.C. • 920 East 6<sup>th</sup> Ave. • Belton, TX 76513  
(254) 939-3731 • 1-800-446-7319



AG-MEIER INDUSTRIES LLC

# ROTARY TILLERS

## GEAR DRIVEN

		Order Code	Weight
48" Width, 36 Tines	Forward Rotation	RT48	580 lbs.
60" Width, 42 Tines	Forward Rotation	RT60	610 lbs.
72" Width, 54 Tines	Forward Rotation	RT72	750 lbs.
84" Width, 60 Tines	Forward Rotation	RT84	850 lbs.

48" Width, 36 Tines	Reverse Rotation	RT48R	580 lbs.
60" Width, 42 Tines	Reverse Rotation	RT60R	610 lbs.
72" Width, 54 Tines	Reverse Rotation	RT72R	750 lbs.
84" Width, 60 Tines	Reverse Rotation	RT84R	850 lbs.

---

UPGRADE TILLER TO LONGER DRIVELINE

---

\*\*\* MUST ADD 8% \*\*\*

# Continental Belton



## ECO44

*Designed For The Economy Minded User.*

- ECO44 digs 44" deep.
- Recommended for 6" & 9" Augers.
- ECO44 Digger has a 5-year limited warranty for the 30 HP gearbox.
- 2 7/8" steel pipe frame
- Series 1 Driveline with No Guide Handle  
(DO NOT EXCEED 540 RPM PTO SPEED)

## ED32 & ED 44

*Standard Duty Pendulum Type Digger is "Built With The Operator In Mind."*

- Auger sizes available are 6", 9" & 12."
- ED32 digs 32" deep & is to be used with Cat 1 Sub-Compact Tractor.
- ED44 digs 44" deep & fits Category I, 3-Point Hitch Tractor.
- ED diggers have a 2 7/8" steel pipe frame and a 5-year limited warranty for the 30 HP gearbox.
- Series 4 Driveline w/ Guide handle  
(DO NOT EXCEED 540 RPM PTO SPEED)



## XL44A

*XL44A Is Built Rugged To Last Through Years Of "Getting The Job Done."*

- Fits Category I, 3-Point Hitch Tractors.
- Auger sizes available are 6", 9", 12", 14", 18", & 24".
- Bolt-on hard surfaced edges, easily removed for sharpening or inexpensive replacement on auger sizes up to 12".
- Crane size is 3 1/2" steel pipe.
- The Medium Duty 50 HP gearbox has a 5-year limited warranty.
- Heavy duty drive shaft protected by shear pin.
- Guide handle optional  
(DO NOT EXCEED 540 RPM PTO SPEED)





# Continental Belton

## XL44H

*Adjustable Easy-On Easy-Off To Fit Almost Any 3-Point Hitch Category I & II Tractor.*



- Includes guide handle
- The Medium Duty 50 HP Gearbox has a 5-year limited warranty.
- Auger sizes available are 6", 9", 12", 14", 18", & 24"
- Bolt-on hard surfaced edges easily removed for sharpening or inexpensive replacement on auger sizes up to 12".
- Lift Crane is made of 3 1/2" steel pipe & comes with guiding lever for easy auger positioning.
- Heavy Duty driveline is designed for long life. A shear pin, located in power shaft for easy replacement, protects digger & tractor,

**(DO NOT EXCEED 540 RPM PTO SPEED)**

## BR75

*Heavy Duty Pendulum Type Digger IS "Built With The Operator In Mind."*



- Auger sizes available are 6", 9", 12", 14", 18", & 24"
- Bolt-on hard surfaced edges, easily removed for sharpening or inexpensive replacement on auger sizes up to 12".
- The Heavy Duty 90 HP Gearbox has a 5-year limited warranty.
- Lift Crane is made of 3 1/2" steel pipe & comes with guiding lever for easy auger positioning.
- Heavy Duty driveline is designed for long life. A shear pin, located in power shaft for easy replacement, protects digger & tractor,

**(DO NOT EXCEED 540 RPM PTO SPEED)**

# POST HOLE DIGGERS

## ECONOMY DIGGER

	Order Code	Weight
Digger without Auger	ECO44	175 lbs.
Digger with 6" Auger - B0560A	ECO44-6	200 lbs.
Digger with 9" Auger - B0562B	ECO44-9	212 lbs.
Guide Lever for ECO44	B0586	
Upgrade to Heavy Driveline (B0601)		ADD

## COMPACT DIGGER

	Order Code	Weight
Standard Digger for Sub Compact Tractor	ED32	170 lbs.
6" X 32" Single Flight Auger - B0545A	ED32/6"32	25 lbs.
9" X 32" Single Flight Auger - B0546A	ED32/9"32	35 lbs.
12" X 32" Single Flight Auger - B0547A	ED32/12"32	43 lbs.

## REGULAR DIGGERS

	Order Code	Weight
Standard Duty Digger	ED44	190 lbs.
Medium Duty Digger. Cat I 3pt	XL44A	190 lbs.
Guide Lever for XL44A	B0554B	
Medium Duty Digger. Cat I & II 3pt	XL44H	203 lbs.
Heavy Duty Digger. Cat I & II 3pt	BR75	252 lbs.

## DIGGER ACCESSORIES

	Order Code	Weight
Kit for Standing Digger Upright	B0557B	



# AUGERS

**COMPACT SINGLE FLIGHTING**

	Order Code	Weight
6" X 32" Compact Single Flighting Aggressive Auger	B0545-32	25 lbs.
9" X 32" Compact Single Flighting Aggressive Auger	B0546-32	35 lbs.
12" X 32" Compact Single Flighting Auger	B0547A	43 lbs.

**AGGRESSIVE SINGLE FLIGHTING**

	Order Code	Weight
6" X 44" Aggressive Single Flighting Auger	B0560A	30 lbs.
9" X 44" Aggressive Single Flighting Auger	B0562A	44 lbs.
12" X 44" Aggressive Single Flighting Auger	B0563A	55 lbs.
14" X 44" Aggressive Single Flighting Auger	B0564A	60 lbs.
18" X 44" Aggressive Single Flighting Auger	B0570B	65 lbs.
24" X 44" Aggressive Single Flighting Auger	B0571B	97 lbs.

**DOUBLE FLIGHTING**

	TIPS	Order Code	Weight	
9" X 44" Double Flighting Auger	Aggressive	B0572	55 lbs.	
12" X 44" Double Flighting Auger	Aggressive	B0573	59 lbs.	
18" X 48" Double Flighting Auger	Aggressive	A18031A	151 lbs.	Special
24" X 48" Double Flighting Auger	Aggressive	A24031A	235 lbs.	Order
30" X 48" Double Flighting Auger	Aggressive	A30031A	272 lbs.	Call for
36" X 48" Double Flighting Auger	Aggressive	A36031A	333 lbs.	Pricing

**EXTENSION RODS**

	Order Code	Weight
Auger Extension Rod (7"-14"-21")	B0599	23 lbs.

**NOTE:** B0562A AUGER CANNOT BE USED WITH B0599, EXTENSION ROD

AG-MEIER INDUSTRIES LLC

# FINISH MOWERS

**STANDARD CHAIN REAR DISCHARGE MOWERS W/  
Side Discharge Plate Included**

	<b>Order Code</b>	<b>Weight</b>
48" Cut. Recommended for 11 to 18 HP Tractors	MUSTANG 48	343 lbs.
60" Cut. Recommended for 17 to 30 HP Tractors	MUSTANG 60	408 lbs.
72" Cut. Recommended for 23 to 40 HP Tractors	MUSTANG 72	475 lbs.

\*\*\* MUST ADD 8% Surcharges



# MUSTANG

## MUSTANG



Contact an authorized dealer for more information.

	<b>MUSTANG 48</b>	<b>MUSTANG 60</b>	<b>MUSTANG 72</b>
Cutting Height	1/2"–3-1/2"	1-1/4"–4-1/4"	1-1/4"–4 1/4"
Cutting Width	48"	60"	72"
Overall Width	Side Discharge 56-1/2" Rear Discharge 49"	Side Discharge 68" Rear Discharge 61"	Side Discharge 80" Rear Discharge 73"
Overall Length	43"	50"	57"
Approx. Weight	343 lbs.	408 lbs.	475 lbs.
Blades	3/16" X 2"	3/16" X 2"	3/16" X 2"
No. of Blades	3	3	3
Blade Tip Speed(fpm)	12,659	13,524	12,425
Gearbox HP	40	40	40
Gearbox Protection	Shear Pin	Shear Pin	Shear Pin
Drive Line Size #	Series 4	Series 4	Series 4
Deck Thickness (Ga)	7	7	7
Wheels	8" X 2.75" Semi-Pneumatic	10.25" X 3.25" Semi-Pneumatic	10.25" X 3.25" Semi-Pneumatic
No. of Wheels	4	4	4
Hitch Type	3 Point Cat. I	3 Point Cat. I	3 Point Cat. I
Tractor P.T.O. RPM	540	540	540
Tractor H.P. Rating	11-18	17-30	23-40

**Comes with Rear Discharge Chains Installed, & Side Discharge Chute Attached to Frame.**

**AG MEIER IND. LLC** • 920 East 6<sup>th</sup> Ave. • Belton, TX 76513  
 (254) 939-3731 • 1-800-446-7319



# MCHAWK

## BRAVE



Contact an authorized dealer for more information.

	<b>BRAVE 4</b>	<b>BRAVE 5</b>	<b>BRAVE 6</b>	<b>BRAVE 7</b>
Cutting Height	1"-15"	1"-15"	1"-15"	1"-15"
Cutting Width	48"	60"	72"	82 1/2"
Overall Width	53-3/4"	66-1/2"	79"	85-1/2"
Overall Length	75"	96"	110"	120"
Approx. Weight	460 lbs.	555 lbs.	645 lbs.	1,055 lbs.
Blades	1/2" X 3"	1/2" X 3"	1/2" X 3-1/2"	1/2" X 4
Blade Carrier	Dish	Dish	Dish	Dish
Blade Tip Speed(fpm)	9,992	12,490	14,989	14,394
Max. Brush Size	1-1/2"	1-1/2"	1-1/2"	2"
Gearbox HP	45	45	45	80
Gearbox Protection		Shear Pin (Slip Clutch Optional)		Slip Clutch
Drive Line Size #	Series 4	Series 4	Series 4	Series 6
Deck Thickness (Ga)	11	11	11	11
Side Skirt Thickness (Ga)	11	11	11	7
Side Skirt Depth	7	7	7	8
Wheels	Laminated Tires	Laminated Tires	Laminated Tires	Laminated Tires
No. of Wheels	1	1	1	2
Hitch Type	3 Pt., Cat I	3 Pt., Cat I	3 Pt., Cat I	3 Pt., Cat 2
Tractor P.T.O RPM	540	540	540	540
Minimum HP Required	20	25	30	40
Taper Splined Output Shaft Dia.	1-5/8"	1-5/8"	1-5/8"	2"
Safety Shield		Rubber Deflectors or Chain Guards		



**AG-MEIER INDUSTRIES LLC**

**BRAVE**

**STANDARD DUTY ROTARY CUTTERS**

<b>4 FT CUTTERS</b>	<b>Order Code</b>	<b>Weight</b>
48" Cut with Shear Pin	BRAVE 4R w/ rubber deflectors	460 lbs.
48" Cut with Shear Pin	BRAVE 4R w/ chain guards	
48" Cut with Slip Clutch	BRAVE 4RS w/ rubber deflectors	
48" Cut with Slip Clutch	BRAVE 4RS w/ chain guards	
Front & Rear Rubber Deflectors	30900265	
Front & Rear Chain Guards	30900592	

<b>5 FT CUTTERS</b>	<b>Order Code</b>	<b>Weight</b>
60" Cut with Shear Pin	BRAVE 5R w/ rubber deflectors	555 lbs.
60" Cut with Shear Pin	BRAVE 5R w/ chain guards	
60" Cut with Slip Clutch	BRAVE 5RS w/ rubber deflectors	
60" Cut with Slip Clutch	BRAVE 5RS w/ chain guards	
Front & Rear Rubber Deflectors	30900266	
Front & Rear Chain Guards	30900595	

<b>6 FT CUTTERS</b>	<b>Order Code</b>	<b>Weight</b>
72" Cut with Shear Pin	BRAVE 6R w/ rubber deflectors	645 lbs.
72" Cut with Shear Pin	BRAVE 6R w/ chain guards	
72" Cut with Slip Clutch	BRAVE 6RS w/ rubber deflectors	
72" Cut with Slip Clutch	BRAVE 6RS w/ chain guards	
Front & Rear Rubber Deflectors	30900267	
Front & Rear Chain Guards	30900598	

<b>7 FT CUTTERS</b>	<b>Order Code</b>	<b>Weight</b>
84" Cut Includes Slip Clutch	BRAVE 7 with rubber deflectors	1,055 lbs.
84" Cut Includes Slip Clutch	BRAVE 7 with chain guards	
Front Rubber Deflectors f/ Brave 7	30900401	
Rear Rubber Deflectors f/ Brave 7	30900382	
Front Chain Guard f/ Brave 7	30900397	
Rear Chain Guard f/ Brave 7	30900400	

Installation of Rubber Deflectors or Chain Guards	ADD	\$150
---	-----	-------

# **BRONCO**

## **MEDIUM DUTY ROTARY CUTTERS**

<b>5 FT CUTTERS</b>	<b>Order Code</b>	<b>Weight</b>
60" Cut with Shear Pin	BRONCO 60R w/ rubber deflectors	775 lbs.
60" Cut with Shear Pin	BRONCO 60R w/ chain guards	
60" Cut with Slip Clutch	BRONCO 60RS w/ rubber deflectors	
60" Cut with Slip Clutch	BRONCO 60RS w/ chain guards	
Front Rubber Deflectors	30900405	
Rear Rubber Deflectors	30900406	
Front Chain Guards	30900407	
Rear Chain Guards	30900408	
Upgrade Driveline	Series 5 (50100572 or 50100566)	

<b>6 FT CUTTERS</b>	<b>Order Code</b>	<b>Weight</b>
72" Cut with Shear Pin	BRONCO 72R w/ rubber deflectors	875 lbs.
72" Cut with Shear Pin	BRONCO 72R w/ chain guards	
72" Cut with Slip Clutch	BRONCO 72RS w/ rubber deflectors	
72" Cut with Slip Clutch	BRONCO 72RS w/ chain guards	
Front Rubber Deflectors	30900367	
Rear Rubber Deflectors	30900370	
Front Chain Guards	30900376	
Rear Chain Guards	30900377	
Upgrade Driveline	Series 5 (50100572 or 50100566)	

<b>7 FT CUTTERS</b>	<b>Order Code</b>	<b>Weight</b>
84" Cut with Slip Clutch	BRONCO 84 w/ rubber deflectors	1135 lbs.
84" Cut with Slip Clutch	BRONCO 84 w/ chain guards	
Front Rubber Deflectors	30900401	
Rear Rubber Deflectors	30900402	
Front Chain Guards	30900397	
Rear Chain Guards	30900393	

Installation of Rubber Deflectors or Chain Guards



# MOHAWK

## BRONCO



Contact an authorized dealer for more information.

	<b>BRONCO 60R</b>	<b>BRONCO 72R</b>	<b>BRONCO 84R</b>
Cutting Height	1"-15"	1"-15"	1"-15"
Cutting Width	60"	72"	84"
Overall Width	66-1/2"	77"	87"
Overall Length	107"	109"	115"
Approx. Weight	775 lbs.	875 lbs.	1135 lbs.
Blades	1/2" X 3"	1/2" X 3-1/2"	1/2" X 4"
Blade Carrier	Dish	Dish	Dish
Blade Tip Speed(fpm)	12,405	14,887	14,394
Max. Brush Size	2-1/2"	2-1/2"	2-1/2"
Gearbox HP Smooth Bore Sheer	80 HP	80 HP	80 HP
Gearbox HP Spline Slip Clutch	80 HP	80 HP	80 HP
Gearbox Protection	Shear Pin (Slip Clutch Optional)		Slip Clutch Standard
Drive Line Size #	Series 4(Series 5 Optional)		Series 6
Deck Thickness (Ga)	10	10	10
Side Skirt Thickness (Ga)	7	7	7
Side Skirt Depth	8 -1/2"	8 -1/2"	8 -1/2"
Wheels	Laminated Tires	Laminated Tires	Laminated Tires
No. of Wheels	1	1	2
Hitch Type	3 Pt., Cat I	3 Pt., Cat I	3 Pt., Cat 2
Tractor P.T.O RPM	540	540	540
Minimum HP Required	30	30	40
Taper Splined Output Shaft Dia.	2"	2"	2"



# MCHAWK

## CHIEF 6 & CHIEF 7



Contact an authorized dealer for more information.

	<b>CHIEF 6</b>	<b>CHIEF 7</b>
Cutting Height	1"-15"	1"-15"
Cutting Width	72"	84"
Overall Width	77"	87"
Overall Length	109"	115"
Approx. Weight	1,210 lbs.	1,450 lbs.
Blades	1/2" X 4"	1/2" X 4"
Blade Carrier	Dish	Dish
Blade Tip Speed(fpm)	14,887	14,394
Max. Brush Size	3"	3"
Gearbox HP	200	200
Gearbox Protection		Slip Clutch
Drive Line Size #		Series 7
Deck Thickness (Ga)	7	7
Side Skirt Thickness	1/4"	1/4"
Side Skirt Depth	9 -1/2"	9 -1/2"
Wheels	Laminated Tires	Laminated Tires
No. of Wheels	1	2
Hitch Type	3 Pt., Cat 2	3 Pt., Cat 2
Tractor P.T.O RPM	540	540
Minimum HP Required	50	55
Taper Splined Output Shaft Dia.	2-3/8"	2-3/8"

**AG MEIER IND. LLC** • 920 East 6<sup>th</sup> Ave. • Belton, TX 76513  
 (254) 939-3731 • 1-800-446-7319



# CHIEF 6 & 7 FT.

## HEAVY DUTY ROTARY CUTTERS

6 FT CUTTERS	Order Code	Weight
72" Cut Includes Chain Guards	CHIEF 6	1,200 lbs.
Front Chain Guards	30900612	
Rear Chain Guards	30900613	

7 FT CUTTERS	Order Code	Weight
84" Cut Includes Chain Guards	CHIEF 7	1,400 lbs.
Front Chain Guards	30900423	
Rear Chain Guards	30900424	

\*\*\* MUST ADD 8% Surcharge

# STALLION 8 FT.

## MEDIUM DUTY ROTARY CUTTERS

8 FT CUTTERS	Order Code	Weight
96" Cut, 3 Point Lift, Slip Clutch	STALLION 8L w/ rubber deflectors	1,365 lbs.
96" Cut, 3 Point Lift, Slip Clutch	STALLION 8L w/ chain guards	
96" Cut, Pull Type, Slip Clutch	STALLION 8P w/ rubber deflectors	1500 lbs.
96" Cut, Pull Type, Slip Clutch	STALLION 8P w/ chain guards	
Front Rubber Deflectors	B1673FR	
Rear Rubber Deflectors	B1673RR	
Front Chain Guards	B1673F	
Rear Chain Guards	B1673R	
Hydraulic Cylinder & Hose	30900169	OPTION
Optional Driveline with CV Joint	For Stallion 8 Pull Type (50100519) (1 3/8"- 6 spline on both ends)	

\*\*\* MUST ADD 8 ft. Surchage



# MCHAWK

## STALLION



Contact an authorized dealer for more information.

	<b>STALLION 8L</b>	<b>STALLION 8P</b>
Cutting Height	1" – 12"	1" – 12"
Cutting Width	96"	96"
Overall Width	102"	102"
Overall Length	88"	114"
Approx. Weight	1,365 lbs.	1,500 lbs.
Blades	1/2" X 3"	1/2" X 3"
Blade Carrier	Dish	Dish
Blade Tip Speed(fpm)	14,630	14,630
Max. Brush Size	1-1/2"	1-1/2"
Gearbox HP	80/45	80/45
Gearbox Protection	Slip Clutch	Slip Clutch
Drive Line Size #	Series5	Series5
Deck Thickness (Ga)	7	7
Side Skirt Thickness	1/4"	1/4"
Side Skirt Depth	8-1/2"	8-1/2"
Wheels	Laminated Tires	Laminated Tires
No. of Wheels	2	2
Hitch Type	3-Point, Cat I & 2	Pull
Tractor P.T.O RPM	540	540
Minimum HP Required	45	35
Taper Splined Output Shaft Dia.	1-5/8"	1-5/8"

**AG MEIER IND. LLC** • 920 East 6<sup>th</sup> Ave. • Belton, TX 76513

(254) 939-3731 • 1-800-446-7319



# MOHAWK

## CHIEF 10



Contact an authorized dealer for more information.

	<b>CHIEF 10L</b>	<b>CHIEF 10P</b>
Cutting Height	1" - 12"	1" - 12"
Cutting Width	120"	120"
Overall Width	126"	126"
Overall Length	96"	124"
Approx. Weight	1,670 lbs.	1,750 lbs.
Blades	1/2" X 4"	1/2" X 4"
Blade Carrier	Dish	Dish
Blade Tip Speed (fpm)	12,465	12,465
Max. Brush Size	2"	2"
Gearbox HP	125/80	125/80
Gearbox Protection	Slip Clutch	Slip Clutch
Drive Line Size #	5	5
Deck Thickness (Ga)	7	7
Side Skirt Thickness	1/4"	1/4"
Side Skirt Depth	9"	9"
Wheels	Laminated Tires	Laminated Tires
No. of Wheels	2	2
Hitch Type	3-Point, Cat. II & III	Pull
Tractor P.T.O RPM	540	540
Minimum HP Required	85	65
Taper Splined Output Shaft Dia.	2"	2"

**AG MEIER IND. LLC** • 920 East 6<sup>th</sup> Ave. • Belton, TX 76513  
 (254) 939-3731 • 1-800-446-7319



# **CHIEF10 FT.**

## **HEAVY DUTY ROTARY CUTTERS**

<b>10 FT. CUTTERS</b>	<b>Order Code</b>	<b>Weight</b>
120" Cut, 3 Point Lift, Slip Clutch	CHIEF 10L w/ rubber deflectors	1,670 lbs.
120" Cut, 3 Point Lift, Slip Clutch	CHIEF 10L w/ chain guards	
120" Cut, Pull Type, Slip Clutch	CHIEF 10P w/ rubber deflectors	1,750 lbs.
120" Cut, Pull Type, Slip Clutch	CHIEF 10P w/ chain guards	
Front Chain Guards	30900174	
Rear Chain Guards	30900177	
Hydraulic Cylinder & Hose	30900169	OPTION
Optional Driveline with CV Joint	For Chief 10 Pull Type (50100517)	

\*\*\* MUST ADD 8% SURCHARGE

# FLEX HAWK 15 FT.

## MEDIUM DUTY ROTARY CUTTERS

15 FT. MD CUTTERS	Order Code	Weight
180" Cut, 540 RPM, Includes Rubber Deflectors	FH15RD	4,000 lbs.
180" Cut, 540 RPM, Includes Chain Guards	FH15CG	
Optional Driveline with CV Joint	50100512	
Additional Set of Wheels (2) for Center Section		

\*\*\* MUST ADD 8% Surcharge



# MIDHAWK

## FLEX HAWK



Contact an authorized dealer for more information.

### FLEX HAWK 15

Cutting Height	2"-14"	No. of Gearboxes	4
Transport Width	106"	Deck Thickness (Ga)	10-Gauge Steel
Cutting Width	180"	Side Skirt Depth	8-1/2"
Overall Width	187"	Side Skirt Thickness	3/16"
Overall Length	202"	Axle Type	Rigid
Approx. Weight	4,000 lbs.	Wheels	Laminated Tires/Aircraft Tires Optional
Blades	1/2" X 3-1/2"	No. of Wheels	4Tires, 6 Tires Optional
Blade Carrier	Dish	Hitch Type	Pull
Blade Tip Speed(fpm) 540RPM	12,405	Tractor P.T.O RPM	540
Blade Overlap	8"	Minimum HP Required	50
Max. Brush Size	2"	Taper Splined Output Shaft Dia.	2"
Gearbox HP	200 Splitter/ 80 (Center &Wing)	Main Driveline	Series 7
Gearbox Protection	2 Disk Slip Clutch	Wing Driveline	Series 6



# MCHAWK

## FLEX EAGLE



Contact an authorized dealer for more information

### FLEX EAGLE

Cutting Height	2"-14"	Number of Gearboxes	4
Transport Width	106"	Deck Thickness (Ga)	7-Gauge Steel
Cutting Width	180"	Side Skirt Depth	10 1/2"
Overall Width	187"	Side Skirt Thickness	1/4"
Overall Length	202"	Axle Type	Walking Beam
Approx. Weight	5,330 lbs.	Wheels	Laminated Tires/Aircraft Tires Optional
Blades	1/2" X 4"	Number of Wheels	6
Blade Carrier	Dish	Hitch Type	Pull
Blade Tip Speed (fpm) 500 RPM	15,511	Tractor P.T.O. RPM	540/1000
1000 RPM	15,734	Minimum HP Required	60
Blade Overlap	8"	Taper Splined Output Shaft Dia.	2-3/8"
Max. Brush Size	4"	Main Drive Line	Series 8 Constant Velocity
Gearbox HP	235 (Center)/ 200 (Wing)	Wing Drive Line	Series 6
Gearbox Protection	4 Disc Slip Clutch		

AG MEIER IND. LLC • 920 East 6<sup>th</sup> Ave. • Belton, TX 76513  
(254) 939-3731 • 1-800-446-7319



# FLEX EAGLE 15 FT.

## HEAVY DUTY ROTARY CUTTERS

### 15 FT. HD CUTTERS

	Order Code	Weight
180" Cut, 540 RPM, Includes Chain Guards	FE15-540	5,330 lbs.
180" Cut, 1000 RPM, Includes Chain Guards	FE15-1000	

\*\*\* MUST ADD 8% Surcharge

# PACKAGED SPRAYERS

## SKIDS AND 3-POINTS

### SMALL SKID PACKAGED SPRAYER

#### SKID SPRAYER WITH ENGINE

	Order Code	Weight
4 Roller Pump, 100 PSI, 8.9 GPM with Hypro 2.5 HP (90.7 CC) Engine Spray Gun #1900-01-018 with 25 ft of 3/8" hose 55- or 100-Gallon Tank		
	SKID 055	
	SKID 110	

### MQH PACKAGED SPRAYERS

	Order Code	Weight
55 Gallon Tank 6 Roller Pump (0-200 PSI, 9.6 GPM) Spray Gun (1900-01-018) with 25 ft hose (3/8")	MQH55PL-6R	120 lbs.
55 Gallon Tank 6 Roller Pump (0-200 PSI, 9.6 GPM) Broadcast Spraying Attachment (NOZ005), covers 28'	MQH55PL-6RB	120 lbs.
55 Gallon Tank 6 Roller Pump (0-200 PSI, 9.6 GPM) Spray Gun (1900-01-018) with 25 ft hose (3/8") Broadcast Spraying Attachment (NOZ005), covers 28'	MQH55PL-6RA	120 lbs.
Substitute Economy Pistol Gun (38505) for Spray Gun (1900-01-018)	38505	

### QHD PACKAGED SPRAYER

	Order Code	Weight
100 gallon or 200-gallon economy 3 pt. sprayer with 6 roller pump Spray gun (1900-01-018) and a broadcast nozzle (NOZ010), covers 30' These units use a different control, & strainer than built units.		
	QHD100-S	
	QHD200-S	

### MQH WITH BOOM PACKAGES

	Order Code	Weight
Category 1, 3-point hitch 55- or 100-Gallon Tank 6 Roller Pump (0-200 PSI, 9.6 GPM) Spray Gun (1900-01-018) with 25 ft 3/8" hose 3 Section Boom, 5 Flood Tips, covers 16.5'		395 lbs.
	MQH055	
	MQH100	



# PACKAGED SPRAYERS

## TRAILERS

### **TC-055**

55 Gallon Tank  
 3-section boom with 5 flood tips, covers 16.5'  
 12 Volt Pump (40 PSI, 3.5 GPM) Continuous Duty w/ heat sink (fin cooled)  
 4 roller pump, 100 PSI, 8.9 GPM with Hypro 2.5 HP (90.7 CC) Engine  
 Spray gun with 25 FT. of 3/8" hose  
 16 X 6.5-8 Flotation Tires

**Order Code**

TC-055 with 12 Volt continuous duty Pump (40 PSI, 3.5 GPM)	TC-055/12-2
TC-055 with 4 roller pump & Hypro 2.5 HP (90.7 CC) Engine	TC-055/4RP

### **TC SMALL TRAILER PACKAGE SPRAYER**

#### **TC-100**

100 Gallon Tank  
 3-section boom with 5 flood tips, covers 16.5'  
 12 Volt Pump (60 PSI, 5 GPM) Continuous Duty, chemical resistant or  
 4 roller pump, 100 PSI, 8.9 GPM with Hypro 2.5 HP (90.7 CC) Engine  
 Spray Gun with 25 FT 3/8" hose  
 AT frame with adjustable Hitch Height  
 20 X 10.00-8 Flotation Tires with bearings

**Order Code**

TC-100 with 12 Volt continuous-duty Pump	TC-100/12-5
TC-100 with 4 Roller Pump and 2.5 HP (90.7 CC) Engine	TC-100/4RP

### **LCET PACKAGED SPRAYERS**

**Order Code**

200 Gallon Economy Trailer with 6 roller pump (351) Spray Gun (B1188C) and a Broadcast Nozzle (85)	LCET-S
---	--------

Substitute Economy Pistol Spray Gun (B1188B) 38505

### **LCA PACKAGE SPRAYERS**

Multi-Purpose Economy Trailer Assembly with 11 X 15" Tires and 300 Gallon Polyethylene Tank  
 Economy Pistol Grip Spray Gun (38505) with 25' Discharge Hose (3/8")  
 Single Broadcast nozzle attachment (NOZ010) covers 30'

**Order Code**

1700C 5 Roller Pump (0-200 PSI, 25 GPM) w/ PTO Coupler	LCA-S
8 Roller Pump (0-250 PSI, 12 GPM) w/ PTO Coupler	LCA-S8

# L & G SPRAYER

## FOR SPOT SPRAYING

### SPRAYER

### Order Code

Basic Skid Unit includes: 15-gallon tank, 15 ft of 3/8" hose with spray gun and pump (35 PSI, 1 GPM)	LG2
Basic Skid Unit includes 15 gallon tank, 13/5 8' t. hose 3/8" i th spray gun and 12 volt diaphragm pump (40 PSI, 3.5 GPM)	LG2D
Basic Skid Unit includes: 25-gallon tank, 15 ft. of 3/8" hose with spray gun and 12 volt diaphragm pump (40 PSI, 3.5 GPM)	LG2D-25

### PUMP OPTION

Larger 12V Pump 60 PSI, 5.5 GPM

5059-1310-D011

### BOOM ATTACHMENT

10 ft. Boom with 3 Flood Tips and Strainers

### Order Code

B0979D

\*\*\* MUST ADD 8% Surcharge



# UVS 55 SPRAYERS

## UVS55 SPRAYER

## Order Code

Skid Mounting frame with 55-gallon tank, 12 Volt Pump (2088-443-144) 40 PSI, 3.5 GPM, Continuous Duty with 34-006 heat sink (fin cooled), Spray gun #1900-01-018 with 25 ft of 3/8" hose

UVS55PL

## PUMP OPTION

Larger 12V Pump 60 PSI, 5.5 GPM

5059-1310-D011

## BROADCAST AND BOOM ATTACHMENTS

## Order Code

Economy single broadcast nozzle, covers up to 30'	B1581A
Boom with 3 Flood Tips, nozzle bodies, single control, covers 10'	B0979D
Boom with 5 Flood Tips, nozzle bodies, single control, covers 16.5'	92B40
Boom with 9 Flat tips, nozzle bodies, single control, covers 15'	91B20
3 NOZZLE BOOM * Connects to most Spot Sprayers * Three nozzle boom, 30' - 35' coverage * Includes fittings to connect to most spot sprayers and mounting brackets which fit most rear tubular racks	B1247

\*\*\* MUST ADD 8% Surchage

# SMALL SKID SPRAYERS

## ENGINE DRIVEN SKID

### GROUP 1 MOUNTING ASSEMBLY

SKID mounting includes mounting frame with tank saddles

ideal for portable or stationary mounting

	Order Code	Weight
SKID Mounting with saddles for 24" diameter tank	SKID24	75 lbs.
SKID Mounting with saddles for 30" diameter tank	SKID30	75 lbs.
SKID Mounting with saddles for 36" diameter tank	SKID36	85 lbs.

### GROUP 2 PUMP UNIT ASSEMBLY

Includes pump (pages 80 -82) engine with 6X1 reduction gear for direct drive to pump using flexible coupling, engine and pump mounting base, in-line intake strainer, hoses, agitator, pressure regulator and gauge. Honda Engines available.

	Order Code	Weight
B0169 (6 roller pump) 200psi, 9.6gpm,4HP Honda, Engine	353	90 lbs.
B0170 (8 roller pump) 250psi, 12gpm,8HP Honda Engine	356	95 lbs.
1700C (5 roller pump) 200 PSI, 25 GPM with 8 HP Honda Engine	755C	131 lbs.
1537 Centrifugal Pump 80PSI, 110GPM w/ Honda 5.5HP (163 CC) Eng	1537-1	
12 Volt Pump (5059-1310-D011) 60 PSI, 5 GPM, continuous duty,	318	10 lbs.
4101C (4 roller pump) 100psi, 9.6gpm, Hypro 2.5 HP (90.7 CC) Engine	4101C-1	
Substitute Ni-Resist pump for 6 or 8 roller pumps		ADD
Substitute Stainless Steel pump for 5, 6, or 8 roller pumps		ADD

### GROUP 3 TANK ASSEMBLIES

Includes tank, straps and cushion pads

	Order Code	Weight
55 gal. polyethylene tank (24" diameter)	PL055	32 lbs.
100 gal. polyethylene tank (24" diameter)	PL100	63 lbs.
150 gal. polyethylene tank (30" diameter)	PL150	88 lbs.
200 gal. polyethylene tank (36" diameter)	PL200S	109 lbs.

### GROUP 4 BROADCAST ATTACHMENTS

	Order Code	Weight
Broadcast spraying attachment with single boomless nozzle (NOZ010) Produces a uniform spray pattern approximately 30' swath	B1581A	10 lbs.
Wide Arc broadcast spraying attachment with 5 Cluster brass nozzle Produces a uniform spray pattern approximately 35' swath	B1258	12 lbs.
(2) FC-XT020 Boom less X-Tender nozzles (on each end) and one (1) #3 Flood Tip (center) covers approximately 33' swath, with one Control	B1247	10 lbs.
(2) FC-XT024 Boom less X-Tender nozzles, produces 30' wide uniform spray pattern with 2 lever cut-off valve to control each side	B1248	15 lbs.



# SMALL SKID SPRAYERS

## ENGINE DRIVEN SKID

### GROUP 4 BOOM ATTACHMENTS

Covers	# TIPS	Spacing	# Control Valves	Order Code	Weight
10'	3 Flood	40"	SINGLE	B0979D	25 lbs.
16.5'	5 Flood	40"	SINGLE	92B40	28 lbs.
15'	9 Flat	20"	SINGLE	91B20	28 lbs.
45'	9 Flat plus 2 Extenders	20"	TRIPLE	45920	
Use Pump Unit 354, 355, 751N, 753N, 9016C-1, 9303C-1, 356 or					

Electric Control Valve for 1 Per Section	2055.WP	
Electric Control Valves for 2 Per Section	2060.WP.2	
Electric Control Valves for 3 Per Section	2040.WP.3	
Electric Control Valves for 4 Per Section	2040.WP.4	
Electric Control Valves for 5 Per Section	2040WP.5	

### GROUP 5 SPRAY GUN ACCESSORIES

Includes Spray Gun (Page 79) and Discharge Hose	Order Code	Weight
Aluminum Wand Gun (AA143-AL-GH-6) and 25' hose (3/8")	B1188A	10 lbs.
Economy pistol grip spray gun (38505) and 25' hose (3/8") *	B1188B	5 lbs.
Power-Jet spray gun w/ 18" extension (1900-01-018) & 25' hose	B1188C	5 lbs.
Gun Jet spray gun w/ 18" extension (AA23-L) and 25' hose (3/8") *	B1580	5 lbs.
Long range Pistol Spray Gun (38500) and 50' hose (1/2") *	B1287A	15 lbs.
Substitute 2 Handle High Pressure Gun (32189) for pistol gun	32189	ADD
300' Discharge 1/2" Hose with Connections	HK300D	
Hose Reel: holds up to 100 ft of 800 lb. pressure hose (1/2")	PW-2	
Hose Reel: holds up to 300 ft of 800 lb. pressure hose (1/2")	B1708	30 lbs.

### GROUP 6 MISC. EQUIPMENT

	Order Code	Weight
Double Side Foam Marker (Page 83) 5	52-000-4	
Cleanload Chemical Eductor with Suction Lance Safely mixes chemicals at ground level (Page 6) 84	3375P-05T5	

**PACKAGED SPRAYER**

**PAGE 40**

**LITERATURE**

**PAGE 67**

# **BIG SKID SPRAYERS**

## **ENGINE DRIVEN BIG SKID**

### **GROUP 1 MOUNTING ASSEMBLY**

**SKID Mounting includes mounting frame with tank saddles.**

**Ideal for portable or stationary mounting.**

	<b>Order Code</b>	<b>Weight</b>
Big Skid Mounting with saddles for 30" diameter tank	BS30	226 lbs.
Big Skid Mounting with saddles for 36" diameter tank	BS36	236 lbs.
Big Skid Mounting with saddles for 48" diameter tank	BS48	225 lbs.

### **GROUP 2 PUMP UNIT ASSEMBLY**

**Pump unit includes pump, in-line intake strainer, hose assembly, agitator, pressure regulator & gauge (Pumps on Pages 80-82)**

**All Engines have a 6X1 Reduction Gear. Honda Engines available.**

	<b>Order Code</b>	<b>Weight</b>
B0170 (8 roller pump) 250psi, 12gpm, 8 HP Honda Engine	356	95 lbs.
1700C (5 roller pump) 200 PSI, 25 GPM 8 HP Honda Engine	755C	131 lbs.
1537 Centrifugal Pump 80psi, 110gpm, Honda 5.5 HP (163-CC)	1537-1	
Substitute Ni-resist pump for 8 roller pump		ADD
Substitute Stainless Steel pump for 5 or 8 roller pump		ADD

### **GROUP 3 TANK ASSEMBLIES**

**Includes Tank, Straps and Pads**

	<b>Order Code</b>	<b>Weight</b>
150 gal. polyethylene tank (30" diameter)	PL150	88 lbs.
200 gal. polyethylene tank (30" diameter)	PL200L	117 lbs.
300 gal. polyethylene tank (36" diameter)	PL300	161 lbs.
500 gal. polyethylene tank (48" diameter)	PL500	225 lbs.

### **GROUP 4 BROADCAST ATTACHMENTS**

	<b>Order Code</b>	<b>Weight</b>
Broadcast Spraying attachment with single boomless nozzle (NOZ010) Produces a uniform spray pattern approximately 30' swath	B1293	21 lbs.
Wide Arc Broadcast Spraying attachment with 5 cluster brass nozzle Produces a uniform spray pattern approximately 35' swath	B1292	26 lbs.
(2) FC-XT024 Boomless X-Tender nozzles. Produces 30' wide uniform spray pattern with 2 lever cut-off valve to control each side.	B1248	15 lbs.



# **BIG SKID SPRAYERS**

## **ENGINE DRIVEN BIG SKID**

### **GROUP 4 BOOM ATTACHMENTS**

Three section, break-back booms with 3 boom control valves, chemical resistant hoses, adjustable nozzle spacing, diaphragm nozzle bodies, self aligning tips (Flat or Flood). Spring mounted boom frame with manual height adjustment.

<b>COVERS</b>	<b>#TIPS</b>	<b>Spaces</b>	<b># Control Valves</b>	<b>Order Code</b>	<b>Weight</b>
21'	13 Flat	20"	Three	61320	277 lbs.
28'	17 Flat	20"	Three	81720	283 lbs.
23'	7 Flood	40"	Three	60740	268 lbs.
30'	9 Flood	40"	Three	80940	274 lbs.
45'	9 Flat plus 2 Extenders	20"	Three	45920	

Electric Control Valve for 1 Per Section	2055.WP
Electric Control Valves for 2 Per Section	2060.WP.2
Electric Control Valves for 3 Per Section	2040.WP.3
Electric Control Valves for 4 Per Section	2040.WP.4
Electric Control Valves for 5 Per Section	2040.W.P.5

### **GROUP 5 SPRAY GUN AND HOSE ATTACHMENTS**

Includes Spray Gun (Page 79) and Discharge Hose

	<b>Order Code</b>	<b>Weight</b>
Aluminum Wand Gun (AA143-AL-GH-6) and 25' hose (3/8")	B1188A	10 lbs.
Economy Pistol grip spray gun (38505) and 25' hose (3/8") *	B1188B	5 lbs.
Power-Jet spray gun w/ 18" extension (1900-01-018) & 25' hose (3/8") *	B1188C	5 lbs.
Gun Jet spray gun w/ 18" extension (AA23-L) and 25' hose (3/8") *	B1580	5 lbs.
Long range Pistol Spray Gun (38500) and 50' hose (1/2") *	B1287A	15 lbs.
Substitute 2 Handle High Pressure Gun (32189) for pistol gun (38500)	32189	
300' Discharge 1/2" Hose with Connections	HK300D	
Hose Reel: holds up to 100 ft of 800 lb. pressure hose (1/2")	PW-2	
Hose Reel: holds up to 300 ft of 800 lb. pressure hose (1/2")	B1708	30 LBS

### **GROUP 6 MISC. EQUIPMENT**

	<b>Order Code</b>	<b>Weight</b>
Double Side Foam Marker (Page 83) 5	52-000-4	
Cleanload Chemical Eductor with Suction Lance. Safely mixes chemicals at ground level (Page 86)	3375P-05T5	

# MQH

## QUICK HITCH COMPATABLE

### GROUP 1 MOUNTING ASSEMBLY

3-Point Mount Assembly includes saddles & control stand

Order Code Weight

MQH	120 lbs
-----	---------

### GROUP 2 PUMP UNIT ASSEMBLY

Pump Unit includes pump, hose assemblies, in-line intake strainer, agitator nozzle, shutoff valve, pressure regulator valve and gauge (Pumps on Pages 80-8 2)

	Order Code	Weight
B0169 (6 roller pump) 200 PSI, 9.6 GPM, with PTO Coupler	44A	40 lbs.
B0170 (8 roller pump) 250 PSI, 12 GPM with PTO Coupler	47A	42 lbs.
1700C (5 roller pump) 200 PSI, 25 GPM, w/ PTO Coupler	751C	43 lbs.
Substitute Ni-Resist pump for 6 or 8 roller pump		ADD
Substitute Stainless Steel pump for 5, 6, or 8 roller pump		ADD

### GROUP 3 TANK ASSEMBLIES

Includes tank, straps and cushion pads

	Order Code	Weight
55 Gallon polyethylene tank (24" diameter)	PL055	32 lbs.
100 Gallon polyethylene tank (24" diameter)	PL100	63 lbs.

### GROUP 4 BROADCAST ATTACHMENTS

	Order Cost	Weight
Single Broadcast Nozzle (NOZ010), covers up to 30	B1581A	4 LBS
2 (FC-XT020) Boom less X-tender nozzles (on each end) and one #3 Flood Tip (center) covers approximately 33	B1247	4 LBS
Wide Arc Broadcast Spraying attachment with 5 cluster brass nozzle. Produces a uniform spray pattern approximately 35	B1258	8 LBS
(2) FC-XT024 Boom less X-Tender nozzles. Produces 30 wide uniform spray pattern with 2 lever cut-off valve to control each side	B1248	15 lbs.

### GROUP 4 BOOM ATTACHMENTS

Covers	# Tips	Spacing	# Control Valves	Order Cost	Weight
10	3 Flood	40"	Single	B0979D	25 lbs.
16.5	5 Flood	40"	Single	92B40	28 lbs.
15	9 Flat	20"	Single	91B20	28 lbs.
45	9 Flat plus 2 Extenders	20"	Triple	45920	
Use Pump Units 47A or 751N					

### GROUP 5 SPRAY GUN AND HOSE ACCESSORIES

Includes Spray Gun (Page 79) and Discharge Hose

	Order Code	Weight
Aluminum Wand Spray Gun (AA143-AL-GH-6) and 25 hose (3/8")	B1188A	10 lbs.
Economy Pistol grip spray gun (38505) and 25 hose (3/8")	B1188B	5 lbs.
Power-Jet spray gun w/ 18" extension (1900-01-018) & 25 hose (3/8")	B1188C	5 lbs.
Gun Jet spray gun w/ 18" extension (AA23L) and 25 hose (3/8")	B1580	5 lbs.
Long Range Pistol Spray Gun (38500) and 50 hose (1/2")	B1287A	15 lbs.
Substitute 2 Handle High Pressure Gun (32189) for pistol gun (38500)	32189	
300 Discharge 1/2" Hose with Connections	HK300D	
Hose Reel holds up to 100 ft of 1/2" hose	PW-2	
Hose Reel holds up to 300 ft of 1/2" hose	B1708	30 lbs.



# MQH

## QUICK HITCH COMPATABLE

### BROADCAST PACKAGES

	Order Code	Weight
55 Gallon Tank 6 Roller Pump (0-200 PSI, 9.6 GPM) Spray Gun (1900-01-018) with 25 ft hose (3/8")	MQH55PL-6R	120 lbs.
55 Gallon Tank 6 Roller Pump (0-200 PSI, 9.6 GPM) Broadcast Spraying Attachment (NOZ005), covers 28	MQH55PL-6RB	120 lbs.
55 Gallon Tank 6 Roller Pump (0-200 PSI, 9.6 GPM) Spray Gun (1900-01-018) with 25 ft hose (3/8") Broadcast Spraying Attachment (NOZ005), covers 28	MQH55PL-6RA	120 lbs.

Substitute Economy Pistol Gun (38505) for Spray Gun (1900-01-

### BOOM PACKAGES

	Order Code	Weight
Category 1, 3-point hitch 55- or 100-Gallon Tank 6 Roller Pump (0-200 PSI, 9.6 GPM) Spray Gun (1900-01-018) with 25 ft 3/8" hose 3 Section Boom, 5 Flood Tips, covers 16.5		395 lbs.
	MQH055	
	MQH100	

**PACKAGED SPRAYER**  
**LITERATURE**

**PAGE 4 0**  
**PAGE 6 8**

# QHD

## CAT 2---3 POINT HITCH SPRAYER QUICK HITCH COMPATABLE

### GROUP 1 MOUNTING ASSEMBLY

3-Point Mounting Assembly includes saddles and control stand

Cat 2 Hitch Pins standard

	Order Code	Weight
3-Point Hitch Mounting Frame	QHD30	230 lbs.

Cat I Hitch Pins Optional (2 required)	33711	each
Bushings for use on tractors with Cat 3 Hitch Pins Optional (2 required)	33698	each

### GROUP 2 PUMP UNIT ASSEMBLY

Pump Unit includes pump, hose assemblies, in-line intake strainer agitator nozzle, shutoff valve, pressure regulator and gauge.

(Pumps on Pages 80-8 2)

	Order Code	Weight
B0169 (6 roller pump) 200 PSI, 9.6 GPM w/ PTO Coupler	351	40 lbs.
B0169 (6 roller pump) 200 PSI, 9.6 GPM w/ Driveline	352	40 lbs.
B0170 (8 roller pump) 250 PSI, 12 GPM w/ PTO Coupler	354	42 lbs.
B0170 (8 roller pump) 250 PSI, 12 GPM w/ Driveline	355	42 lbs.
1700C (5 roller pump) 200 PSI, 25 GPM, w/ PTO Coupler	751C	43 lbs.
1700C (5 roller pump) 200 PSI, 25 GPM, w/ Driveline	753C	69 lbs.
Substitute Ni-Resist Pump for 6 or 8 roller pumps		ADD
Substitute Stainless Steel Pump for 5, 6, or 8 roller pump		ADD

### GROUP 3 TANK ASSEMBLIES

Includes Tank, Straps & Pads

	Order Code	Weight
100 Gallon Polyethylene Tank (24" diameter)	PL100	63 lbs.
150 Gallon Polyethylene Tank (30" diameter)	PL150	88 lbs.
200 Gallon Polyethylene Tank (30" diameter)	PL200L	117 lbs.

### GROUP 4 BROADCAST ATTACHMENTS

	Order Code	Weight
Broadcast Spraying attachment with single boomless nozzle (NOZ010) Produces a uniform spray pattern approximately 30' swath	B1165	7 lbs.
Wide Arc Broadcast Spraying attachment with brass 5 cluster nozzle. Produces a uniform spray pattern approximately 35' swath	B1166	8 lbs.
2 (FC-XT020) Boom less X-tender nozzles (on each end) and one #3 Flood Tip (center) covers approximately 33' swath, 1 cut-off valve	B1247	7 lbs.
(2) FC-XT024 Boom less X-Tender nozzles. Produces 30' wide uniform spray pattern with 2 lever cut-offs to control each side.	B1248	15 lbs.



# QHD

## GROUP 4 BOOM ATTACHMENTS

21' Booms and Up are 3-Section, break-back booms with control valves, chemical resistant hoses, adjustable nozzle spacing with non-diaphragm nozzle bodies with Flat or Flood Tips

COVERS	# TIPS	Spaces	Control Valve	Order Code	Weight
10	3 Flood	40"	SINGLE	B0979D	25 lbs.
16.5	5 Flood	40"	SINGLE	92B40	28 lbs.
15	9 Flat	20"	SINGLE	91B20	28 lbs.
21	13 Flat	20"	SINGLE	61320-1	277 lbs.
21	13 Flat	20"	THREE	61320	277 lbs.
28	17 Flat	20"	SINGLE	81720-1	283 lbs.
28	17 Flat	20"	THREE	81720	283 lbs.
23	7 Flood	40"	SINGLE	60740-1	268 lbs.
23	7 Flood	40"	THREE	60740	268 lbs.
30	9 Flood	40"	SINGLE	80940-1	274 lbs.
30	9 Flood	40"	THREE	80940	274 lbs.
45	9 Flat plus 2 Extenders	20"	THREE		
Use Pump Unit 354, 355, 751C, 753C, 9016C-1, 9303C-1, 356 or				45920	

Electric Control Valve for 1 Per Section	2055.WP
Electric Control Valves for 2 Per Section	2060.WP.2
Electric Control Valves for 3 Per Section	2040.WP.3
Electric Control Valves for 4 Per Section	2040.WP.4
Electric Control Valves for 5 Per Section	2040.WP.5

## GROUP 5 SPRAY GUN AND HOSE ATTACHMENTS

Includes Spray Gun (Page 79)

	Order Code	Weight
Aluminum Wand Spray Gun (AA143-AL-GH-6) and 25 hose (3/8")	B1188A	10 lbs.
Economy pistol grip spray gun (38505) and 25 hose (3/8") *	B1188B	5 lbs.
Power-Jet spray gun w/ 18" extension (1900-01-018) & 25 hose (3/8") *	B1188C	5 lbs.
Gun Jet spray gun w/ 18" extension (AA23L) and 25 hose (3/8") *	B1580	5 lbs.
Long range Pistol Spray Gun (38500) and 50 hose (1/2") *	B1287A	15 lbs.
Substitute 2 Handle High Pressure Gun (32189) for pistol gun (38500)		ADD
300 Discharge 1/2" Hose with Connections	HK300D	
Hose Reel: holds up to 100 ft of 800 lb. pressure hose (1/2")	PW-2	
Hose Reel: holds up to 300 ft of 800 lb. pressure hose (1/2")	B1708	30 lbs.

## GROUP 6 MISC. EQUIPMENT

	Order Code	Weight
Double Side Foam Marker (Page 83)	52-000-4	
Cleanload Chemical Eductor with Suction Lance. Safely mixes chemicals at ground level (Page 86)	3375P-05T5	

# TPMA

## 3-POINT HITCH SPRAYERS--HEAVY DUTY 300 or 500 Gallon Tank (Round or Elliptical) Quick Hitch Compatible (CAT 2 and CAT 3)

### GROUP 1 MOUNTING ASSEMBLY

Includes Heavy Duty 3-Point mounting assembly, saddles, parking and control stand, Cat 2 or 3 hitch pins standard

	Order Code	Weight
Heavy Duty 3-Point Frame For 300 Gallon Tank	TPMA36	565 lbs.
Heavy Duty 3-Point Frame For 500 Gallon Tank	TPMA48	685 lbs.

### GROUP 2 PUMP UNIT ASSEMBLY

Pump Unit includes pump, hose assemblies, in-line intake strainer, nylon agitator nozzle, shutoff valve, pressure regulator valve, and gauge. (Pumps on Pages 80-82)

	Order Code	Weight
B0170 (8 roller pump) 250 PSI, 12 GPM w/ PTO Coupler	354	42 lbs.
B0170 (8 roller pump) 250 PSI, 12 GPM w/ Driveline	355	42 lbs.
1700C (5 roller pump) 200 PSI, 25 GPM w/ PTO Coupler	751C	43 lbs.
1700C (5 roller pump) 200 PSI, 25 GPM w/ Driveline	753C	69 lbs.
Substitute Ni-Resist pump for 8 roller pump		ADD
Substitute Stainless Steel pump for 5 or 8 roller pump		ADD
9016C-0-SP Centrifugal Pump, 80 PSI, 117 GPM w/ Driveline	9016C-1	105 lbs.
9303C-HM1C Centrifugal Pump, 130 PSI, 114 GPM Hydraulic Driven	9303C-1	105 lbs.

### GROUP 3 TANK ASSEMBLIES

Tank with Straps & Pads

	Order Code	Weight
300 Gallon Polyethylene Tank (36" Diameter)	PL300	161 lbs.
500 Gallon Polyethylene Tank (48" Diameter)	PL500	225 lbs.
300 Gallon Polyethylene Elliptical Tank	PL300V	161 lbs.
500 Gallon Polyethylene Elliptical Tank	PL500V	225 lbs.

### GROUP 4 BROADCAST ATTACHMENTS

	Order Code	Weight
Broadcast Spraying attachment with single boomless nozzle (NOZ010) Produces a uniform spray pattern approximately 30' swath	B1259	7 lbs.
Wide Arc Broadcast Spraying attachment with 5 cluster brass nozzle Produces a uniform spray pattern approximately 35' swath	B1258	8 lbs.
2 (FC-XT020) Boom less X-tender nozzles (on each end) and one #3 Flood Tip (center) covers approximately 33' swath, 1 cut-off valve	B1247	7 lbs.
(2) FC-XT020 Boom less X-Tender nozzles. Produces 30' wide uniform spray pattern with 2 lever cut-offs to control each side.	B1248	15 lbs.



# TPMA

## 3-POINT HITCH SPRAYERS-HEAVY DUTY Quick Hitch Compatible (CAT 2 and CAT 3)

### GROUP 4 BOOM ATTACHMENTS

Break back booms with 3 control valves, chemical resistant hoses, adjustable nozzle spacing with diaphragm nozzle bodies & self-aligning Tips. Boom frame with manual height adjustment.

Up to 30' Booms are 3-Section & over 30' Booms are 5-Section.

Covers	# Tips	Spaces	Control Valves	Order Code	Weight
15'	9 Flat	20"	Single	91B20	28 lbs.
16.5'	5 Flood	40"	Single	92B40	28 lbs.
21'	13 Flat	20"	Three	61320	277 lbs.
28'	17 Flat	20"	Three	81720	283 lbs.
38'	23 Flat	20"	Three	134B20	358 lbs.
48'	29 Flat	20"	Three	135B20	444 lbs.
23'	7 Flood	40"	Three	60740	268 lbs.
30'	9 Flood	40"	Three	80940	274 lbs.
37'	11 Flood	40"	Three	134N40	349 lbs.
50'	15 Flood	40"	Three	135N40	434 lbs.
45'	9 Flat plus 2 Extenders	20"	Three	45920	

Electric Control Valve for 1 Per Section	2055.WP
Electric Control Valves for 2 Per Section	2060.WP.2
Electric Control Valves for 3 Per Section	2040.WP.3
Electric Control Valves for 4 Per Section	2040.WP.4
Electric Control Valves for 5 Per Section	2040.WP.5

### GROUP 5 SPRAY GUN AND HOSE ATTACHMENTS

Includes Spray Gun (Page 79) and Discharge Hose

	Order Code	Weight
Aluminum Wand Spray Gun (AA143-AL-GH-6) and 25' hose (3/8")	B1188A	10 lbs.
Economy pistol grip spray gun (38505) and 25' hose (3/8") *	B1188B	5 lbs.
Power-Jet spray gun w/ 18" extension (1900-01-018) & 25' hose (3/8") *	B1188C	5 lbs.
Gun Jet spray gun w/ 18" extension (AA23L) and 25' hose (3/8") *	B1580	5 lbs.
Long Range Pistol Spray Gun (38500) and 50' hose (1/2") *	B1287A	15 lbs.
Substitute 2 Handle high Pressure Gun (32189) for pistol gun (38500)		ADD
300' Discharge 1/2" Hose with Connections	HK300D	
Hose Reel holds up to 100 ft of 1/2" 800 lb. pressure hose	PW-2	
Hose Reel holds up to 300 ft of 1/2" 800 lb. pressure hose	B1708	30 lbs.

### GROUP 6 MISC. EQUIPMENT

	Order Code	Weight
Double Side Foam Marker (Page 83) 5	52-000-4	
Cleanload Chemical Eductor with Suction Lance. safely mixes chemicals at ground level (Page 86)	3375P-05T5	

# TC60 & TC60-AT

## Town and Country Utility Trailer Sprayer

### GROUP 1 MOUNTING ASSEMBLY

	Order Code	Weight
Trailer Assembly complete with 16 X 6.5 turf tires and wheels with bushings, tongue jack and saddles for 24" diameter tank	TC60	115 lbs.
Trailer Assembly complete with 20 X 10 all-terrain tires and wheels with bearings, tongue jack and saddles for 24" diameter tank	TC60-AT	120 lbs.

### GROUP 2 PUMP UNIT ASSEMBLY

Includes pump, hose assemblies, in-line intake strainer, agitator, shutoff valve, pressure regulator and gauge (Pumps on Pages 80-8 2)

#### TRACTOR ATTACHED PUMP UNITS

	Order Code	Weight
B0169 (6 roller pump) 200 PSI, 9.6 GPM, with PTO Coupler	44A	40 lbs.
B0170 (8 roller pump) 250 PSI, 12 GPM with PTO Coupler	47A	42 lbs.
12 Volt Pump (5059-1310-D011) 60 PSI, 5 GPM, Continuous Duty	318	10 lbs.
Substitute Ni-Resist pump for 6 or 8 roller pump		ADD
Substitute Stainless Steel pump for 6 or 8 roller pump		ADD

#### ENGINE DRIVEN PUMP UNITS

TC60-AT frame required. Pumps w/ engine have 6x1 reduction gear

4101C (4 roller pump) 100 PSI, 9.6 GPM with Hypro 2.5 HP (90.7 CC) Engine	4101C-1	29 lbs.
B0169 (6 roller pump) 200 PSI, 9.6 GPM with 4 HP Honda Engine	353	90 lbs.
B0170 (8 roller pump) 250 PSI, 12 GPM with 8 HP Honda Engine	356	95 lbs.

### GROUP 3 TANK ASSEMBLIES

Includes tank, straps and cushion pads

	Order Code	Weight
55-gallon polyethylene tank (24" diameter)	PL055	29 lbs.
100-gallon polyethylene tank (24" diameter) (TC60-AT frame required)	PL100	63 lbs.

### GROUP 4 BROADCAST AND BOOM ATTACHMENTS

Covers #	Tips Spacing	# Control Valves	Order Code	Weight
Single Broadcast Nozzle (NOZ010) covers up to 30'			B1581A	4 lbs.
10'	3 Flood	40" Single	B0979D	25 lbs.
16.5'	5 Flood	40" Single	92B40	28 lbs.
15'	9 Flat	20" Single	91B20	28 lbs.
45'	9 Flat plus 2 Extender	Three Use 8 Roller Pump	45920	



# **TC60 & TC60-AT**

## **Town and Country Utility Trailer Sprayer**

### **GROUP 5 SPRAY GUN AND HOSE ATTACHMENTS**

**Includes Spray Gun (Page 79) and Discharge Hose**

	<b>Order Code</b>	<b>Weight</b>
Aluminum Wand Spray Gun (AA143-AL-GH-6) and 25' hose (3/8")	B1188A	10 lbs
Economy Pistol grip Spray Gun (38505) and 25' hose (3/8")	B1188B	5 lbs
Power-Jet Spray Gun w/ 18" extension (1900-01-018) and 25' hose (3/8")	B1188C	5 lbs
Gun Jet Spray Gun w/ 18" extension (AA23L) and 25' hose (3/8")	B1580	5 lbs
Long range Pistol Spray Gun (38500) and 50' hose (1/2")	B1287A	15 lbs
Substitute 2 Handle High Pressure Gun (32189) for Pistol Gun (38500)		ADD
Hose Reel, holds up to 100 ft of 1/2" hose	PW-2	
Hose Reel, holds up to 300 ft of 1/2" hose	B1708	30 lbs

**PACKAGED SPRAYER**

**PAGE 41**

**LITERATURE**

**PAGE 71**

### **TC-055**

55 Gallon Tank

3-Section Boom w/ 3 Flood Tips & Threaded Nozzle Bodies, covers 10.5 Ft.

12 Volt Pump (40 PSI, 3.5 GPM) Continuous Duty w/ heat sink (fin cooled)

4 Roller Pump (100 PSI, 8.9 GPM) with 2.5 HP (90.7 CC) Engine

Spray Gun with 25 FT of 3/8" Discharge Hose

16 X 6.5-8 Flotation Tires

**Order Code**

TC-055 with 12 Volt continuous duty Pump (40 PSI, 3.5 GPM)	TC-055/12-2	
TC-055 with 4 Roller Pump and 2.5 HP (90.7 CC) Engine	TC-055/4RP	

### **TC-100**

100 Gallon Tank

3-section Boom w/ 5 Flood Tips & threaded nozzle bodies, covers 16.5'

12 Volt Pump (60 PSI, 5 GPM) Continuous Duty, chemical resistant or

4 Roller Pump (100 PSI, 8.9 GPM) with 2.5 HP (90.7 CC) Engine

Spray Gun with 25 FT 3/8" hose

AT frame with adjustable Hitch Height

20 X 10.00-8 Flotation Tires with bearings

**Order Code**

TC-100 with 12 Volt continuous-duty Pump	TC-100/12-5	
TC-100 with 4 Roller Pump and 2.5 HP (90.7 CC) Engine	TC-100/4RP	

# LCET

## ECONOMY TRAILER SPRAYER

### GROUP 1 MOUNTING ASSEMBLY

Trailer Assembly with wheels, tires, tank, saddles and control stand.

Order Code	Weight
LCET	294 lbs.

### HITCH OPTIONS

2" Ball Hitch	31149-L
2 5/16" Ball Hitch	31264-L

### GROUP 2 PUMP UNIT ASSEMBLY

Includes pump, intake strainer, shut-off valve, hose assemblies, agitator, pressure regulator and gauge. (Pumps on Pages 80-8 2)

### TRACTOR ATTACHED PUMP UNITS

	Order Code	Weight
B0169 (6 roller pump) 200 PSI, 9.6 GPM w/ PTO Coupler	351	40 lbs.
B0169 (6 roller pump) 200 PSI, 9.6 GPM w/ Driveline	352	40 lbs.
B0170 (8 roller pump) 250 PSI, 12 GPM w/ PTO Coupler	354	42 lbs.
B0170 (8 roller pump) 250 PSI, 12 GPM w/ Driveline	355	42 lbs.
1700C (5 roller pump) 200 PSI, 25 GPM w/ PTO Coupler	751C	43 lbs.
1700C (5 roller pump) 200 PSI, 25 GPM w/ Driveline	753C	69 lbs.
Substitute Ni-Resist Pump for 6 or 8 roller pump		ADD
Substitute Stainless Steel Pump for 5, 6 or 8 roller pump		ADD
9016C-O-SP Centrifugal Pump, 80 PSI, 117 GPM w/ Driveline	9016C-1	105 lbs.
9303C-HM1C Centrifugal Pump 130 PSI, 114 GPM, Hydraulic Driven	9303C-1	105 lbs.

### ENGINE DRIVEN PUMP UNITS

All Engines have a 6 X 1 Reduction Gear. (Honda Engines available)

	Order Code	Weight
B0169 (6 roller) 200 PSI, 9.6 GPM, 4 HP Honda Engine	353	90 lbs.
B0170 (8 roller) 250 PSI, 12 GPM, 8 HP Honda Engine	356	95 lbs.
1700C (5 roller pump) 200 PSI, 25 GPM, 8 HP Honda Engine	755C	131 lbs.

### GROUP 3 TANK ASSEMBLIES

Includes tank, straps, and cushion pads

	Order Code	Weight
✳ 100-gallon polyethylene tank (24" diameter)	PL100	54 lbs.
150-gallon polyethylene tank (30" diameter)	PL150	88 lbs.
200-gallon polyethylene tank (30" diameter)	PL200L	117 lbs.

### GROUP 4 BROADCAST ATTACHMENTS

	Order Code	Weight
Broadcast spraying attachment w/ single boomless nozzle (NOZ010) Produces a uniform spray pattern 30' wide	B1581A	10 lbs.
Wide Arc Broadcast Spraying attachment with 5 cluster brass nozzle Produces a uniform spray pattern approximately 35' swath	B1258	12 lbs.
(2) FC-XT024 Boomless X-Tender Nozzles. Produces 30' wide pattern with 2 lever cut-offs to control each side.	B1248	15 lbs.



# LCET

## ECONOMY TRAILER SPRAYER

### GROUP 4 BOOM ATTACHMENTS

Large 3 Section break back booms with chemical resist hoses, adjustable nozzle spacing, nozzle bodies and self-aligning tips.

Covers	# Tips	Spaces	Control Valve	Order Code	Weight
10'	3 Flood	40"	Single	B0979D	25 lbs.
16.5'	5 Flood	40"	Single	92B40	28 lbs.
15'	9 Flat	20"	Single	91B20	28 lbs.
21'	13 Flat	20"	Single	61320-1	277 lbs.
21'	13 Flat	20"	Three	61320	277 lbs.
28'	17 Flat	20"	Single	81720-1	283 lbs.
28'	17 Flat	20"	Three	81720	283 lbs.
23'	7 Flood	40"	Single	60740-1	268 lbs.
23'	7 Flood	40"	Three	60740	268 lbs.
30'	9 Flood	40"	Single	80940-1	274 lbs.
30'	9 Flood	40"	Three	80940	274 lbs.
45'	9 Flat plus 2 Extenders	20"	Three		
Use Pump Unit 354, 355, 751C, 753C, 9016C-1, 9303C-1, 356 or				45920	

Electric Control Valve for 1 Per	2055.WP
Electric Control Valves for 2 Per	2060.WP.2
Electric Control Valves for 3 Per	2040.WP.3
Electric Control Valves for 4 Per	2040.WP.4
Electric Control Valves for 5 Per	2040.WP.5

### GROUP 5 SPRAY GUN AND HOSE ATTACHMENTS

Includes Spray Gun (Page 79) and Discharge Hose

	Order Code	Weight
Aluminum Wand Spray Gun (AA143-AL-GH-6) and 25' hose (3/8")	B1188A	10 lbs.
Economy pistol grip spray gun (38505) and 25' hose (3/8") *	B1188B	5 lbs.
Power-Jet spray gun w/ 18" extension (1900-01-018) & 25' hose	B1188C	5 lbs.
Gun Jet spray gun w/ 18" extension (AA23L) and 25' hose (3/8") *	B1580	5 lbs.
Long range Pistol Spray Gun (38500) and 50' hose (1/2") *	B1287A	15 lbs.
Substitute 2 Handle High Pressure Gun (32189) for pistol gun		ADD
300' Discharge 1/2" Hose with Connections	HK300D	
Hose Reel: holds up to 100 ft of 800 lbs. pressure hose (1/2")	PW-2	
Hose Reel: holds up to 300 ft of 800 lbs. pressure hose (1/2")	B1708	30 lbs.

### GROUP 6 MISC. EQUIPMENT

	Order Code	Weight
Double Side Foam Marker (Page 83)	52-000-4	
Cleanload Chemical Educator with Suction Lance (Page 86)	3375P-05T5	

**PACKAGED SPRAYER**

**PAGE 4 1**

**LITERATURE**

**PAGE 72**

# LCA

## MULTI-PURPOSE SPRAYER

### GROUP 1 MOUNTING ASSEMBLY

Multipurpose trailer assembly with 11Lx15 flotation tires, saddles control stand and tongue jack.

	Order Code	Weight
Regular Duty Standard Axle for 200–300-gallon tank	LCA-F11	506 lbs.
Heavy Duty Axle for 500-gallon tank	LCA-HF	550 lbs.
Catwalk	B1344	

### GROUP 2 PUMP UNIT ASSEMBLY

Includes pump, intake strainer, shut-off valve, hose assemblies, agitator, pressure regulator and gauge (Pumps on Pages 80-8 2)

#### TRACTOR DRIVEN PUMPS

	Order Code	Weight
B0170 (8 roller pump) 250 PSI, 12 GPM, with PTO Coupler	354	42 lbs.
B0170 (8 roller pump) 250 PSI, 12 GPM with Driveline	355	42 lbs.
1700C (5 roller pump) (200 PSI, 25 GPM) w/ PTO Coupler	751C	43 lbs.
1700C (5 roller pump) 200 PSI, 25 GPM w/ Driveline	753C	69 lbs.
Substitute Ni-Resist Pump for 8 roller pump		ADD
Substitute Stainless Steel Pump for 5 or 8 roller pump		ADD
9016C-O-SP Centrifugal Pump, 80 PS, 117 GPM, w/ Driveline	9016C-1	105 lbs.
9303C-HM1C, Centrifugal Pump, 130 PSI, 114 GPM Hydraulic Driven	9303C-1	105 lbs.
9402C-540Q Centrifugal Pump 95 PSI, 77 GPM Belt driven	9402C-1	

#### ENGINE DRIVEN PUMPS (with 6X1 Reduction Gear) (Honda Engines available)

B0170 (8 roller) 250 PSI, 12 GPM, 8 HP Honda Engine	356	95 lbs.
1700C (5 roller) 200 PSI, 25 GPM, 8 HP Honda Engine	755C	131 lbs.
1537 Centrifugal pump 80psi, 110gpm, Honda 5.5hp (163cc) Engine	1537-1	

### GROUP 3 TANK ASSEMBLIES

Includes Oval Tanks, Straps, and Pads

	Order Code	Weight
200-gallon polyethylene tank (30" diameter)	PL200L	117 lbs.
300-gallon polyethylene tank (36" diameter)	PL300	161 lbs.
500-gallon polyethylene tank (48" diameter)	PL500	225 lbs.

### GROUP 4 BROADCAST ATTACHMENTS

	Order Code	Weight
Broadcast spraying attachment with single boomless nozzle (NOZ010) Produces a uniform pattern approximately 30' swath	B1259	10 lbs.
Wide Arc spraying attachment with 5 cluster brass nozzles Produces a uniform spray pattern approximately 35' swath	B1258	12 lbs.
(2) FC-XT024 Boomless X-Tender nozzles. Produces 30' wide uniform spray pattern with 2 lever cut-off valves to control each side.	B1248	15 lbs.



# LCA

## GROUP 4 BOOM ATTACHMENTS

Break-back booms with manual control valves, chemical resistant hose, adjustable nozzle spacing with diaphragm nozzle bodies and self aligning tips (Flat or Flood). Hydraulic Height adjustment package is optional.

**BOOMS: under 30' have 3-sections and over 30' have 5-sections. Rear fold on manual fold system.**

Covers	# Tips	Spaces	Control Valve	Order Code	Weight
21'	13 Flat	20"	Three	61320	277 lbs.
28'	17 Flat	20"	Three	81720	283 lbs.
38'	23 Flat	20"	Three	134B20	358 lbs.
48'	29 Flat	20"	Three	135B20	444 lbs.
23'	7 Flood	40"	Three	60740	268 lbs.
30'	9 Flood	40"	Three	80940	274 lbs.
37'	11 Flood	40"	Three	134N40	349 lbs.
50'	15 Flood	40"	Three	135N40	434 lbs.
45'	9 Flat plus 2 Extenders	20"	Three	45920	
Hydraulic Height Adjustment with Hydraulic Cylinder & Hose				B1206B & 30900169	
Hydraulic Folding Booms (must add Hydraulic Height Adjustment) All Booms over 21' are Front Folding on Hydraulic				<b>30' Booms &amp; Under,</b> <b>Over 30' Booms</b>	

Electric Control Valve for 1 Per Section	2055.WP
Electric Control Valve for 2 Per Section	2060.WP.2
Electric Control Valves for 3 Per	2040.WP.3
Electric Control Valves for 4 Per	2040.WP.4
Electric Control Valves for 5 Per	2040.WP.5

## GROUP 5 SPRAY GUN AND HOSE ATTACHMENTS

Includes Spray Gun (Page 79) and Discharge Hose

	Order Code	Weight
Aluminum Wand Spray Gun (AA143-AL-GH-6) and 25' hose (3/8")	B1188A	10 lbs.
Economy Pistol Grip Spray Gun (38505) and 25' hose (3/8") *	B1188B	5 lbs.
Power-Jet Spray Gun w/ 18" extension (1900-01-018) & 25' hose (3/8")	B1188C	5 lbs.
Gun Jet Spray Gun w/ 18" extension (AA23L) and 25' hose (3/8") *	B1580	5 lbs.
Long Range Pistol Spray Gun (38500) and 50' hose (1/2") *	B1287A	15 lbs.
Substitute 2 Handle High Pressure Gun (32189) for pistol gun (38500)		ADD
300' Discharge 1/2" Hose with Connections	HK300D	
Hose Reel holds up to 100 ft of 800 lb. pressure hose (1/2")	PW-2	
Hose Reel holds up to 300 ft of 800 lb. pressure hose (1/2")	B1708	30 lbs.

## GROUP 6 MISC. EQUIPMENT

	Order Code	Weight
Double Side Foam Marker (Page 83) 5	52-000-4	
Cleanload Chemical Eductor with Suction Lance (Page 86)	3375P-05T5	
Bravo 400 Complete Flow Control System with GPS (Page 91)	B400S	
Bravo 180 Flow Control System with GPS (Page 90)	B180S	
Tee-Jet 570G Matrix Pro Guidance w/ RXA30 Antenna (Page 89)	90-02815	

PACKAGED SPRAYER

PAGE 4 1

LITERATURE

PAGE 73

# **WIDE FRAME TRAILER**

## **WITH ELIPTICAL TANKS**

### **GROUP 1 MOUNTING ASSEMBLY**

Wide Frame, Multi-purpose trailer assembly  
with 11L X 15 flotation tires, saddles, control stand, jack and  
Fill Platform with ladder on the tongue.

	<b>Order Code</b>	<b>Weight</b>
Standard Single Axle for 300-gallon Elliptical Tank	WF-F11	850 lbs.
Heavy Duty Single Axle for 500-gallon Elliptical Tank	WF-HF	990 lbs.
Tandem "Walking Beam" Axles for 500-gallon Elliptical Tank	WF-WB	

### **HITCH OPTIONS**

2" Ball Hitch	31149
2 5/16" Ball Hitch	31264

### **GROUP 2 PUMP UNIT ASSEMBLY**

Includes Pump (Pumps on Pages 80-8 2) intake strainer, shut-off valve,  
hose assemblies, agitator, pressure regulator and gauge

#### **TRACTOR DRIVEN PUMPS**

	<b>Order Code</b>	<b>Weight</b>
B0170 (8 roller pump) (250 PSI, 12 GPM) w/ PTO Coupler	354	42 lbs.
B0170 (8 roller pump) (250 PSI, 12 GPM) w/ Driveline	355	42 lbs.
1700C (5 roller pump) 200 PSI, 25 GPM w/ PTO Coupler	751C	43 lbs.
1700C (5 roller pump) 200 PSI, 25 GPM w/ Driveline	753C	69 lbs.
Substitute Ni-Resist Pump for 8 Roller Pump		ADD
Substitute Stainless Steel Pump for 5 or 8 Roller Pump		ADD
9016C-0-SP Centrifugal Pump (0-80 PSI, 117 GPM) with Driveline	9016C-1	105 lbs.
9303C-HM1C Centrifugal Pump (0-130 PSI, 114 GPM) Hydraulic Driven	9303C-1	105 lbs.
9402C-540Q Centrifugal Pump (0-95 PSI, 77 GPM) Belt Driven	9402C-1	

#### **ENGINE DRIVEN PUMPS (with 6 X 1 reduction gear) (Honda Engines available)**

B0170 (8 roller pump) 250 PSI, 12 GPM, 8 HP Honda Engine	356	95 lbs.
1700C (5 roller) 200 PSI, 25 GPM, 8 HP Honda Engine	755C	131 lbs.
1537 Centrifugal pump, 80psi, 110gpm, Honda 5.5hp (163 cc) Engine	1537-1	

### **GROUP 3 ELIPTICAL TANK ASSEMBLIES**

Includes Elliptical Tank, Straps, and Pads

	<b>Order Code</b>	<b>Weight</b>
300-gallon polyethylene elliptical tank	PL300V	161 lbs.
500-gallon polyethylene elliptical tank	PL500V	225 lbs.

### **GROUP 4 BROADCAST ATTACHMENTS**

	<b>Order Code</b>	<b>Weight</b>
Broadcast Spraying Attachment with single boomless nozzle (NOZ010) Produces a uniform spray pattern approximately 30' swath	B1259	10 lbs.
Wide Arc Broadcast Spraying Attachment with 5 cluster brass nozzle Produces a uniform spray pattern approximately 35' swath	B1258	12 lbs.
(2) FC-XT024 Boom less X-Tender nozzles. Produces 30' wide uniform spray pattern with 2 lever cut-off valves to control each side.	B1248	15 lbs.



# WIDE FRAME TRAILER

## GROUP 4 BOOM ATTACHMENTS

Break-back booms with manual control valves, chemical resistant hose, adjustable nozzle spacing with diaphragm nozzle bodies and self-aligning tips (Flat or Flood). Hydraulic Height Adjustment package is optional.

Booms: up to 30' have 3-sections and over 30' have 5-sections. Rear fold on manual fold system.

Covers	# Tips	Spaces	Control Valve	Order Code	Weight
16.5	5 Flood	40"	Single	92B40	28 lbs.
15	9 Flat	20"	Single	91B20	28 lbs.
21	13 Flat	20"	Three	61320	277 lbs.
28	17 Flat	20"	Three	81720	283 lbs.
38	23 Flat	20"	Three	134B20	358 lbs.
48	29 Flat	20"	Three	135B20	444 lbs.
23	7 Flood	40"	Three	60740	268 lbs.
30	9 Flood	40"	Three	80940	274 lbs.
37	11 Flood	40"	Three	134N40	349 lbs.
50	15 Flood	40"	Three	135N40	434 lbs.
45	9 Flat plus 2 Extenders	20"	Three	45920	
Hydraulic Height Adjustment (B1260B) with Hydraulic Cylinder & Hose (30900169)					
Hydraulic Folding Booms (must add Hydraulic Height Adjustment)				30' Booms & Under,	
All Booms over 21 are Front Folding on Hydraulic System				Over 30' Booms	
Electric Control Valve for 1 Per Section				2055.WP	
Electric Control Valves for 2 Per Section				2060.WP.2	
Electric Control Valves for 3 Per Section				2040.WP.3	
Electric Control Valves for 4 Per Section				2040.WP.4	
Electric Control Valves for 5 Per Section				2040.WP.5	

## GROUP 5 SPRAY GUN AND HOSE ATTACHMENTS

Includes Spray Gun (Page 79) and Discharge Hose

	Order Code	Weight
Aluminum Wand Spray Gun (AA143-AL-GH-6) and 25 hose (3/8")	B1188A	10 lbs.
Economy Pistol Grip Spray Gun (38505) and 25 hose (3/8")*	B1188B	5lbs
Power-Jet Spray Gun w/ 18" extension (1900-01-018) & 25 hose (3/8")*	B1188C	5 lbs.
Gun Jet Spray Gun w/ 18" extension (AA23L) and 25 hose (3/8")*	B1580	5 lbs.
Long Range Pistol Spray Gun (38500) and 50 hose (1/2")*	B1287A	15 lbs.
Substitute 2 Handle High Pressure Gun (32189) for pistol gun (38500)		ADD
300 Discharge 1/2" Hose with Connections	HK300D	
Hose Reel holds up to 100 ft of 800 lb. pressure hose (1/2")	PW-2	30 lbs.
Hose Reel holds up to 300 ft of 800 lb. pressure hose (1/2")	B1708	40 lbs.

## GROUP 6 MISC. EQUIPMENT

	Order Code	Weight
Double Side Foam marker (Page 83) 5	52-000-4	
Cleanload Chemical Eductor with Suction Lance		
Safley mixes chemicals at ground level (Page 86)	3375P-05T5	
Bravo 400 Complete Flow Control System with GPS (Page 91)	B400S	
Bravo 180 Flow Control System with GPS (Page 90)	B180S	
Tee-Jet 570G Matrix Pro Guidance w/ RXA30 Antenna (Page 89)	90-02815	

# 1000 GALLON SPRAYER

## MULTI-PURPOSE TRAILER SPRAYER

### GROUP 1 MOUNTING ASSEMBLY

Multi-purpose trailer assembly with 11L X 15 flotation tires, saddles control stand and tongue jack

	Order Code	Weight
Trailer with torsion axles and 1,000 Gallon Leg tank	PL1000N	1336 lbs.

### HITCH OPTION

2" Ball Hitch	31149-N
2 5/16" Ball Hitch	31264-N

### GROUP 2 PUMP UNIT ASSEMBLY

Includes pump, intake strainer, hose assemblies, shut-off valve, agitator, pressure regulator and gauge. (Pumps on Pages 80-82)

#### TRACTOR DRIVEN PUMPS

	Order Code	Weight
B0170 (8 roller pump) 250 PSI, 12 GPM w/ PTO Coupler	354	42 lbs.
B0170 (8 roller pump) 250 PSI, 12 GPM w/ Driveline	355	42 lbs.
1700C (5 roller pump) 200 PSI, 25 GPM w/ PTO Coupler	751C	43 lbs.
1700C (5 roller pump) 200 PSI, 25 GPM w/ Driveline	753C	69 lbs.
Substitute Ni-Resist Pump for 8 roller pump		ADD
Substitute Stainless Steel Pump for 5 or 8 roller pump		ADD
9016C-0-SP, Centrifugal Pump, 80 PSI, 117 GPM w/ Driveline	9016C-1	105 lbs.
9303C-HM1C, Centrifugal pump, 130 PSI, 114 GPM, Hydraulic Driven	9303C-1	105 lbs.
9402C-540Q Centrifugal Pump, 95 PSI, 77 GPM, Belt Driven	9402C-1	

#### ENGINE DRIVEN PUMPS (6x1 Reduction Gear) ( Honda Engines available

B0170 (8 roller pump) 250 PSI, 12 GPM, 8 HP Honda Engine	356	95 lbs.
1700C (5 roller) 200psi, 25gpm, 8hp Honda Engine	755C	131 lbs.
1537 Centrifugal pump, 80psi, 110gpm, Honda 5.5hp (163cc) Engine	1537-1	

1,000 Gallon Leg Tank with Hoop Straps and Cushion Pads	PL1000		
1,000 Gallon Leg Tank (ONLY)	B1590		

### GROUP 3 TANK ASSEMBLIES

### GROUP 4 BROADCAST ATTACHMENTS

	Order Code	Weight
Broadcast Spraying Attachment with Single boomless nozzle (NOZ010) Produces a uniform spray pattern approximately 30' swath	B1259	10 lbs.
Wide Arc Broadcast Spraying Attachment with 5 cluster brass nozzles Produces a uniform spray pattern approximately 35' swath	B1258	12 lbs.
(2) FC-XT024 Boom less X-Tender nozzles. Produces 30' wide uniform spray pattern with 2 lever cut-off to control each side.	B1248	15 lbs.



# 1000 GALLON SPRAYER

## GROUP 4 BOOM ATTACHMENTS

Three-section, break-back booms with 3 boom control valves, chemical resistant hoses, adjustable nozzle spacing with diaphragm nozzle bodies, and self aligning tips (Flat or Flood) Hydraulic Height Adjustment Package is Optional. Rear fold on manual fold system.

BOOMS: under 30' have 3-sections and over 30' have 5-sections.

Covers	# Tips	Spaces	Control Valves	Order Code	Weight
21'	13 Flat	20"	Three	61320	277 lbs.
28'	17 Flat	20"	Three	81720	283 lbs.
38'	23 Flat	20"	Three	134B20	358 lbs.
48'	29 Flat	20"	Three	135B20	444 lbs.
23'	7 Flood	40"	Three	60740	268 lbs.
30'	9 Flood	40"	Three	80940	274 lbs.
37'	11 Flood	40"	Three	134N40	349 lbs.
50'	15 Flood	40"	Three	135N40	434 lbs.
45'	9 Flat plus 2 Extenders	20"	Three	45920	
Hydraulic Height Adjustment (B1260B) with Hydraulic Cylinder & Hose (30900169)					
Hydraulic Folding Booms (must add Hydraulic Height Adjustment)				<b>30' Booms &amp; Under, ADD</b>	
All Booms over 21' are Front Folding on Hydraulic System				<b>Over 30' Booms ADD</b>	

Electric Control Valve for 1 Per Section	2055.WP
Electric Control Valves for 2 Per Section	2060.WP.2
Electric Control Valves for 3 Per Section	2040.WP.3
Electric Control Valves for 4 Per Section	2040.WP.4
Electric Control Valves for 5 Per Section	2040.WP.5

## GROUP 5 SPRAY GUN AND HOSE ATTACHMENTS

Includes Spray Gun (Page 79) and Discharge Hose

	Order Code	Weight
Aluminum Wand Spray Gun (AA143-AL-GH-6) and 25' hose (3/8")	B1188A	10 lbs.
Economy Pistol Grip Spray Gun (38505) and 25' hose (3/8")*	B1188B	5 lbs.
Power-Jet Spray Gun w/ 18" extension (1900-01-018) & 25' hose (3/8")*	B1188C	5 lbs.
Gun Jet Spray Gun w/ 18" extension (AA23L) and 25' hose (3/8")*	B1580	5 lbs.
Long Range Pistol Spray Gun (38500) and 50' hose (1/2")*	B1287A	15 lbs.
Substitute 2 Handle High Pressure Gun (31289) for pistol gun (38500)		ADD
300' Discharge 1/2" Hose with Connections	HK300D	
Hose Reel holds up to 100 ft of 800 lb. pressure hose (1/2")	PW-2	
Hose Reel holds up to 300 ft of 800 lb. pressure hose (1/2")	B1708	30 lbs.

## GROUP 6 MISC. EQUIPMENT

	Order Code	Weight
Double Side Foam Marker (Page 83) 5	52-000-4	
Cleanload Chemical Educator with Suction Lance safely mixes chemicals at ground level (Page 86)	3375P-05T5	
Bravo 400 Complete Flow Control System with GPS (Page 91)	B400S	
Bravo 180 Flow Control System with GPS (Page 90)	B180S	
Tee-Jet 570G Matrix Pro Guidance w/ RXA30 Antenna (Page 89)	90-02815	

# NURSE TRAILER

## 1000 GALLON TANK HEAVY DUTY MULTI-PURPOSE TRAILER SUPER SKID MOUNTING FRAME

### GROUP 1 MOUNTING ASSEMBLY

	Order Code	Weight
Trailer with torsion axles and 1,000 gal. polyethylene Leg tank	PL1000N	1336 lbs
Heavy Duty SKID Frame with 1,000 gal polyethylene Leg tank	B1276A	

### HITCH OPTIONS

	Order Code	Weight
2" Ball Hitch	31149-N	
2 5/16" Ball Hitch	31264-N	

### GROUP 2 PUMP UNIT ASSEMBLY

	Order Code	Weight
2" Transfer Pump (50PSI, 145GPM) Honda 4 HP (118 CC) Engine Mounting plate for pump Hose, Fittings and Hardware for transfer pump	1572-SPX 24679 B1558	
1537 Centrifugal Pump (80 PSI, 110 GPM) Honda 5.5HP (163cc) Engine	1537-1	

### GROUP 3 TANK ASSEMBLIES

	Order Code	Weight
1000 Gallon Leg Tank with Hoop Straps and Cushion Pads	PL1000	
1000 Gallon Leg Tank (Only)	B1590	

### GROUP 4 BROADCAST AND BOOM ATTACHMENTS

	Order Code	Weight
No Attachments	N/A	

### GROUP 5 SPRAY GUN AND HOSES

	Order Code	Weight
No Attachments	N/A	

### GROUP 6 MISC. EQUIPMENT

	Order Code	Weight
Cleanload Chemical Educator with Suction Lance safely mixes chemicals at ground level (Page 84)	3375P-05T5	

LITERATURE

PAGE 76



# HCS 1000

## HIGH CLEARANCE TRAILER SPRAYER

### GROUP 1 MOUNTING ASSEMBLY

Walking Axle Trailer Sprayer with 1,000 Gallon Elliptical Tank, Manual control off valves  
39x13x16 Flotation Tires on 8 Hole Wheel

Adjustable Wheel Spacing and Adjustable Clevis Hitch  
Cat walk with Hand Rail and Fold Up Ladder for safe filling  
60 FT. Hydraulic Fold Boom with End Wing Breakaways  
Hydraulic Height Adjustment

<u>Diaphragm Nozzle Bodies</u>	<u>Order Code</u>
1000 Gallon Walking Axle Trailer Sprayer (Less Pump)	HCS1000

### GROUP 2 PUMP UNIT ASSEMBLY

Includes pump, intake strainer, hose assemblies, agitator nozzle,  
pressure regulator and gauge.(Pumps on Pages 80-8 2)

	<u>Order Code</u>	<u>Weight</u>
9303C-HM1C Centrifugal Pump, 130 PSI, 114 GPM, Hydraulic Driven	9303C-1	
9016C-0-SP Centrifugal Pump, 80 PSI, 117 GPM with Driveline	9016C-1	
9402C-540Q Centrifugal Pump, 95 PSI, 77 GPM, Belt Driven	9402C-1	

### GROUP 3 TANK ASSEMBLIES

	<u>Order Code</u>	<u>Weight</u>
1000 Gallon Elliptical Tank	N/A	

### GROUP 4 BROADCAST and BOOM ATTACHMENTS

	<u>Order Code</u>	<u>Weight</u>
No Attachments	N/A	

### GROUP 5 SPRAY GUN and HOSE ATTACHMENTS

	<u>Order Code</u>	<u>Weight</u>
No Attachments	N/A	

### GROUP 6 MISC. EQUIPMENT

	<u>Order Code</u>	<u>Weight</u>
Electric Ball Valve Three Section Boom Control	2702-3F	
Electric Ball Valve Five Section Boom Control	2702-5F	
25 Gallon Rinse Tank		
3-Terret Nozzle Bodies		
Double Side Foam Marker (Page 83) 5	52-000-4	
Cleanload Chemical Eductor with Suction Lance safely mixes chemicals at ground level (Page 86)	3375P-05T5	
Bravo 400 Complete Flow Control System with GPS (Page 91)	B400S	
Bravo 180 Flow Control System with GPS (Page 90)	B180S	
Tee-Jet 570G Matrix Pro Guidance w/ RXA30 Antenna (Page 89)	90-02815	

**LITERATURE**

**PAGE 77**

### COMPLETE SPRAYER PACKAGE

EVERYTHING LISTED IN GROUP 1 MOUNTING ASSEMBLY PLUS:

9303C-HM1C Hydraulic Driven Centrifugal Pump (0-130 PSI, 114 GPM)

Electric Ball Valve Three Section Boom Control

Foam Marker, Cleanload Eductor System & 25 Gal. Rinse Tank Order Code

Walking Axle Trailer Sprayer with 1000 Gal. Elliptical Tank	HCS1000-P1
---	------------

# Continental Belton

## UVS55 SPRAYERS



### UVS55

- Skid Frame w/ 55 Gallon Tank
- 12 Volt / 5 GPM
- 25 Ft. of Hose w/ 1900 -01 018 Spray Gun

### OPTIONS

- Boomless nozzle with up to 30 ft. of coverage.
- Boom with 3 flood tips for 10 ft. of coverage
- Boom with 5 flood tips for 16 ½ FT. of coverage

**AG MEIER IND. LLC** ● 920 East 6<sup>th</sup> Ave. ● Belton, TX 76513  
(254) 939-3731 ● 1-800-446-7319



# Continental Belton

## SKID & BIG SKID

### AG-MEIER IND. Multi-Purpose Engine Driven Sprayer



#### SKID

Skid Mounting Assembly includes mounting frame with saddles. Polyethylene Tanks from 55 Gallons to 200 Gallons



#### BIG SKID

Big Skid Mounting Assembly includes mounting frame with saddles. Polyethylene Tanks from 200 to 500 Gallons.

## OPTIONS

- Broadcast Spray Attachments to cover up to 40 Ft.
- Folding Mounted Booms from 15Ft. to 30 Ft.
- Electric Controls for Booms & Broadcast Attachments
- A Variety of Hand Gun Attachments
- Hose Reel for Spray Gun & Hose Assembly
- Variety of Quality Pumps with Pressures from 5– 750 PSI


AG MEIER IND. LLC • 920 East 6<sup>th</sup> Ave. • Belton, TX 76513  
(254) 939-3731 • 1-800-446-7319



# Continental Belton

**MQH**

## 3-Point Hitch Sprayer For Category I Tractors



### FEATURES

- Variety of Quality Pumps with Pressures from 5– 750 PSI
- Available with 55, 85, or 110 Gallon Polyethylene Tank

### OPTIONS

- A Variety of Hand Gun Attachments with 25 Ft. or 50 Ft. of Hose.
- Broadcast Spraying Attachment NOZ boomless nozzle to cover up to 30 Ft.
- 4 Booms sizes available from 10', 15', 16.5' and 45'.
- X-Tenders to cover 35' w/cut-off for each side.


**AG MEIER IND. LLC** ● 920 East 6<sup>th</sup> Ave. ● Belton, TX 76513  
(254) 939-3731 ● 1-800-446-7319



# Continental Belton

**QHD**

## AG-MEIER IND. 3-Point Hitch Sprayer For Category 2 Tractors



**QHD**

3-Point Sprayer Assembly with saddles for tanks from 110 to 200 Gallons, controls stand, and Category 2 Standard 3 -Point Hitch Pins.

### OPTIONS

- Category I Hitch Pins or Category 3 Bushings
- Folding Mounted Booms from, 21 Ft. to 30 Ft.
- Broadcast Spray Attachments to cover up to 40 Ft.
- Electric Controls for Booms and Broadcast Attachments
- Foam Markers
- A Variety of Hand Gun Attachments
- Variety of Quality Pumps with Pressures from 5– 750 PSI

**AG MEIER IND. LLC** ● 920 East 6<sup>th</sup> Ave. ● Belton, TX 76513  
(254) 939-3731 ● 1-800-446-7319



# Continental Belton

**TPMA**

## AG MEIER IND. Heavy Duty 3 Point Hitch Sprayer



Contact an authorized dealer for more information.

**TPMA**

Heavy Duty 3-Point Hitch Sprayer Assembly with Tank Saddles for Round or Elliptical Tanks for 300 to 500 Gallons, Parking Stands & Hitch for Category 2 or 3, 3-Point Hitch. Larger Category 2 Utility Frame Tractor required.

### OPTIONS

- Folding Mounted Booms from 10 Ft. to 50 Ft.
- Broadcast Spray Attachments to cover up to 40 Ft.
- Electric Controls for Booms & Broadcast Attachments
- Foam Markers
- A Variety of Hand Gun Attachments
- Variety of Quality Pumps with Pressures from 5– 750 PSI

**AG MEIER IND. LLC** ● 920 East 6<sup>th</sup> Ave. ● Belton, TX 76513  
(254) 939-3731 ● 1-800-446-7319



# Continental Belton

## TC60

### AG-MEIER IND. Town & Country Trailer Sprayer



## TC60

- Assembly includes 16 X 6.5 turf tires and wheels with bushings, tongue jack stand, and saddles for a 24" diameter tank
- Available with 55, 85, or 100 Gallon Polyethylene Tanks.

## TC60AT

- Assembly same as TC60 except with a All-Terrain Axle and Bearing.
- Designed for rougher terrains and higher speeds.

## OPTIONS

- Broadcast Spray Attachment to cover up to 35Ft.
- Hose Reel
- Folding Mounted Booms covers up to 16.5 Ft. swath
- A Variety of Hand Gun Attachments
- Variety of Quality Pumps with Pressures from 5– 750 PSI



# Continental Belton

## LCET

### AG-MEIER IND. Economy Trailer Sprayer



Contact an authorized dealer for more information.

## LCET

Multi-purpose Trailer Assembly with 15" wheels, controls stand, jack stand, and saddles for tanks from 110, 150, and 200 Gallons.

## Options

- Ball Hitch
- Folding Mounted Booms from 14.5 Ft. to 45 Ft.
- Broadcast Spray Attachments to cover up to 35 Ft.
- Electric Controls for Booms and Broadcast Attachments.
- Foam Markers
- A Variety of Hand Gun Attachments
- Variety of Quality Pumps with Pressures from 5– 750 PSI
- Pump powered by Tractor PTO or Gasoline Engine.

**AG-MEIER IND L.L.C.** ● 920 East 6<sup>th</sup> Ave. ● Belton, TX 76513  
(254) 939-3731 ● 1-800-446-7319



# Continental Belton

LCA

## AG-MEIER IND. Multi-Purpose Sprayer



Contact an authorized dealer for more information.

LCA

Multi-purpose Trailer Assembly with 11LX15 flotation tires, control stand, jack stand, and saddles for tanks from 200, 300, and 500 Gallons.

### OPTIONS

- Cat Walk
- Folding Mounted Booms form 10 Ft. to 50Ft., Foam Markers, Chemical Education System.
- Broadcast Spraying Attachments to cover up to 35 Ft.
- Electric Controls for Booms and Broadcast attachments.
- Spray Wands and Pistol Grip J-9 Spray Guns
- Hose Reel and Assembly for up to 300 Ft.
- A Variety of Quality Pumps with Pressures from 0- 750 PSI

AG MEIER IND. LLC ● 920 East 6<sup>th</sup> Ave. ● Belton, TX 76513  
(254) 939-3731 ● 1-800-446-7319



# Continental Belton

## WIDE FRAME

### Trailer Sprayer with Elliptical Tank



## FEATURES

- 6" Channel Iron Frame
- Adjustable Height Clevis Hitch
- Adjustable Tongue Jack
- 11L X 15" Flotation Tires
- Fill Platform with ladder on the tongue.

## OPTIONS

- Ball Hitch
- Heavy Duty Single Axle or Tandem Beam Walking Axles
- Folding Mounted Booms & Foam Markers from 10 Ft. to 50 Ft.
- Boomless Extender Nozzles or Broadcast Spray Attachments, cover up to 35 Ft.
- Electric Controls for Booms and Broadcast Attachments
- Spray Wands and Pistol Grip Safety Guns
- Hose Reel for Spray Gun and Hose Assembly up to 300 Ft.
- A Variety of Quality Pumps with Pressures from 0- 750 PSI.
- Pumps powered by Coupler, Driveline, Hydraulic, or Engine Driven
- Chemical Education System
- GPS System with Optional Flow Control

AG-MEIER IND L.L.C. ● 920 East 6<sup>th</sup> Ave. ● Belton, TX 76513  
(254) 939-3731 ● 1-800-446-7319



# Continental Belton

## 1000 Gallon Sprayer



Contact an authorized dealer for more information.

### FEATURES

- 1000 Gallon Polyethylene Tank
- 6" Channel Iron Frame
- 7K Capacity Torsion Axles
- Adjustable Height Clevis Hitch
- 15" X 8"-6 Hole Wheels
- Adjustable Tongue Jack
- 11L X 15" Flotation Tires

### Options

- Ball Hitch
- Folding Mounted Booms from 21 Ft to 45 Ft.
- Foam Markers
- Broadcast Spray Attachments to cover up to 40 Ft.
- Electric Controls for Booms and Broadcasts Attachments
- Spray Wands and Pistol Grip Spray Guns
- Hose Reel for Spray Gun and Hose Assembly
- Chemical Education System
- Pumps powered by Tractor PTO or Universal Joint
- A Variety of Quality Pumps with Pressures from 0- 750 PSI

**AG MEIER IND. LLC** ● 920 East 6<sup>th</sup> Ave. ● Belton, TX 76513  
(254) 939-3731 ● 1-800-446-7319

# Continental Belton

## HEAVY DUTY NURSE TRAILER



### FEATURES

- 1000 Gallon Polyethylene Tank
- 6" Channel Iron Frame
- 7K Capacity Torsion Axles
- Adjustable Height Clevis Hitch
- 15" X 8"-6 Hole Wheels
- Adjustable Tongue Jack
- 11L X 15" Flotation Tires

### OPTIONS

- Ball Hitch
- 2" Transfer Pump

**AG MEIER IND. LLC** ● 920 East 6<sup>th</sup> Ave. ● Belton, TX 76513  
(254) 939-3731 ● 1-800-446-7319



# Continental Belton

## HCS 1000

### 1000 Gallon Walking Axle Trailer Sprayer With 60 Foot Hydraulic Fold Boom



## FEATURES

- 1000 Gallon Elliptical Tank with 16" Lid.
- 6" Channel Iron Frame
- Adjustable Wheel Spacing
- 39 x 13 x 16 tires on 8-hole wheels
- Adjustable Clevis Hitch
- Cat Walk with Hand Rail and Fold Up Ladder for safe filling
- 60 Ft. Hydraulic Fold Boom has End Wing Breakaways and Hydraulic Height Adjustment
- Diaphragm Nozzle Bodies

## OPTIONS

- Foam Marker
- 25 Gallon Rinse Tank
- Cleanload Chemical Eductor with Suction Lance
- PTO Driven or Hydraulic Driven Centrifugal Pump.
- Electric Ball Valve Boom Control

**AG MEIER IND. LLC** ● 920 East 6<sup>th</sup> Ave. ● Belton, TX 76513  
(254) 939-3731 ● 1-800-446-7319

THIS PAGE INTENTIONALLY LEFT BLANK

\*\*\* MUST ADD 8% Surcharge



# SPRAY GUNS

## JD9-C PISTOL GRIP SPRAY GUN

With 3/4" Garden Hose Thread, Weight 2.5 lbs.  
Adjust from fine mist to long distance pencil like stream

**PART#**

- 38500 High Pressure Gun comes w/ 101L Tip
- 38501 High Pressure Gun with Gauge



## ECONOMY PISTOL GRIP GUN

**PART#**

- 38505 Economy Pistol Grip Gun
- TB270 Adapts to 3/8" Hose Barb
- TB168B Adapts to 1/2" Hose Barb

## HIGH PRESSURE TREE GUN

Brass Body, Stainless Steel Shut-off  
Thermoplastic Rubber Handles  
For Pressures up to 850 PSI  
15" Barrell, Capable of Spraying 45 ft.



**PART#**

- 32189 Specify tip size on gun (2.3, 3.5, or 4.5)

### GUNJET WITH EXTENTION

Aluminum Body, 1/4" MHT Brass Inlet For Pressures up to 250 PSI  
Capable of spraying 25-30 ft.

Strainers & Adapters  
Use to convert inlet on Gunjets to 3/4" FHT  
PART#  
8604-50 Strainer  
PT054 Adapter

Adapter to Hose Barb  
PART#  
TB159 Connection with TB269 (3/8" HB) OR TB169 (1/2" HB)

Adjustable Conejets Tips  
Adjust spray pattern from Cone to straight stream  
Part#  
5500-X1 5500-X8  
5500-X3 5500-X18

**PART#**

**EXTENSION LENGTH**

- AA231 Gun only, no extensions
- AA23L-7676-8 8"
- AA23L-7676-18 18"
- AA23L-7676-24 24"
- AA23L-7676-36 36"
- AA23L-7676-48 48"



## ALUMINUM SPRAY WANDS

3/4" Garden Hose Thread (F) inlet connection  
22 1/4" Barrell, Weight 1 1/4 lbs.

**PART#**

- AA143-AL-GH-6 (Tee Jet Wand Gun)



## POWER-JET SPRAY GUN

High Pressure with 18" Extension Barrell  
Maximum Pressure 2750 PSI  
3/8" Female NPT

**PART#**

- 1900-01-018



# ROLLER PUMP

	SHAFT SIZE	SIDE PORT	PSI	GPM	WT	HOUSING		
						CAST IRON	NI- RESIST	STAINLESS STEEL
5 Roller	15/16"	1"	0-200	25	19 lbs.		NLA	1700XL
6 Roller	5/8"	3/4"	0-150	9.7	9 lbs.	B0169	B0169N	B0169XL
8 Roller	15/16"	3/4"	0-250	12	13 lbs.	B0170	B0170N	B0170XL

- CCW (Counter Clockwise) rotation standard for easy PTO connection
- CW (Clockwise) rotation for engine mounting only (part numbers have an "R" on end)
- NI-Resist coating is a high nickel content alloy for better corrosion resistance
- Do not use Gasoline, Kerosene, or Diesel with roller pumps

## FERTILIZERS, PEST & WEED CONTROL USAGE

	CAST IRON	NI- RESIST	STAINLESS STEEL
EMULSIONS	X	X	X
SOLUBLE POWDERS	X	X	X
POWDERED FERTILIZERS	X	X	X
LIQUID FERTILIZERS		X	X
WETTABLE POWDER SPRAYS	X	X	X
TERMITE CONTROL LIQUIDS	X	X	X
MILD SULFURIC ACID or MILD MURATIC ACID			X



B0169 (6 Roller)



B0170N (8 Roller)



# CENTRIFUGAL PUMPS

## 9016C-O-SP                      GEAR DRIVEN CENTRIFUGAL PUMPS

1" Shaft for Driveline 1 1/2" Inlet, 1 1/4" Outlet  
 Volume: 77 PSI and 119 GPM  
 Weight: 62 lbs.  
 Gear Driven, Self-Prime, Cast Iron Housing with Nylon Impeller



GEAR DRIVEN

## 9303C-HM1C                      HYDRAULIC DRIVEN CENTRIFUGAL PUMP

For Open/Closed Center for Hydraulic System  
 1 1/2" Inlet, 1 1/4" Outlet  
 Volume: 130 PSI and 114 GPM  
 Weight: 26 lbs.  
 Hydraulic Motor Driven, Cast Iron Housing with Nylon Impeller  
 Stainless Steel Model available



BELT DRIVEN

## 9402C-540Q                      BELT DRIVEN CENTRIFUGAL PUMP

PTO Output: 1 3/8" 6 Spline quick coupler  
 1 1/4" Inlet, 1" Outlet  
 Volume: 95 PSI and 76 GPM  
 Weight: 40 lbs.  
 1 Groove Belt Driven, Cast Iron Housing with Nylon Impeller  
 Stainless Steel and Polypropylene

### Centrifugal Pumps are Used for High Volume Applications:

Agriculture and Industrial Spraying and transfer of a variety of fluids:  
 Water, Liquid fertilizers, Insecticides, Herbicides, Wettable Powders Emulsify, etc.



HYDRAULIC DRIVEN

# PISTON PUMPS

	SHAFT	INLET	OUTLET	PSI	GPM	WT
5210C Big Twin Piston Pump	1"	3/4"	3/4"	400	10	18 lbs.

### DESCRIPTION FOR BIG TWIN PISTON PUMP

- Pump shaft rotation is Bi-rotational
- Recommended to be used with Pulsation Dampener
- A Medium Pressure Pump used with Water Soluble Powders



5210C (Big Twin)

# 12 VOLT PUMPS

2088-443-144

12 VOLT AUTOMATIC DEMAND PUMP



- Standard Pump, 40 PSI, 3 GPM
- 1/2" Inlet & Outlet, Self-Priming up to 12 ft.
- Continuous Duty Motor with fin control
- Chemical Resistant, can run dry w/o damage
- Ideal for spot spraying & Small Boom usage

5059-1310-D011

12 VOLT DIAPHRAGM PUMP



- Standard Pump, 60 PSI, 5.3 GPM
- 1/2" Inlet & Outlet, Self-Priming up to 8 ft.
- Continuous Duty, Sealed Motor
- Chemical Resistant, can run dry w/o damage
- Use with Small Booms & Broadcast Nozzles

# GAS ENGINE-DRIVEN PUMPS

4101C-25

GAS ENGINE-DRIVEN  
4 ROLLER PUMP



1537

GAS ENGINE-DRIVEN  
CENTRIFUGIAL PUMP



	ENGINE	PORT	SHAFT	PSI	GPM	WT.	HOUSING
4101C-25	2.5 HP	34" X 3/4"	CW	100	8.9	29 lbs.	Cl or SS
1537	5.5 HP HONDA	1 1/2" X 1 1/4"	CW	80	110	53 lbs.	Cl

# 2" TRANSFER PUMP

- 4 HP Honda Engine, 50 PSI, 145 GPM
- Close-coupled, gas engine driven
- 2" Inlet, 2" Outlet
- Suction Lift 28 ft.





# BOOM X TENDER®

## BOOMLESS SPRAY NOZZLES



### FEATURES & BENEFITS

- ◆ Ideal for applications where a conventional boom cannot be used due to obstacles, such as power poles, guardrails, fences, trees, etc.
- ◆ Common uses include orchard, vineyard, forestry, pasture, turf and golf course spraying, as well as maintaining rights-of-way and fence rows
- ◆ Maintains a consistent spray distribution and adjustable spray swath over a pressure range of 30-60 PSI (2-5 bar)
- ◆ Excellent low drift option while extending spray reach
- ◆ Large droplet size reduces spray drift and promotes spray penetration
- ◆ FastCap models include nozzle, cap and gasket for fast change out and safer handling. The precision molded polyacetal nozzle and cap provide excellent life and low maintenance
- ◆ Standard models with precision molded polyacetal nozzle and threaded stainless steel body provide excellent durability and low maintenance
- ◆ Can be used with manual or automatic rate controllers

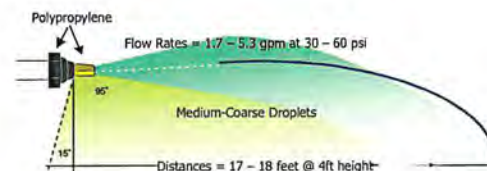
### Spray Characteristics

- ◆ Flat Fan 15°/95° off-center (standard pattern)
- ◆ Medium to coarse droplet size
- ◆ High GPM, wide spray swath
- ◆ Even spray patterns

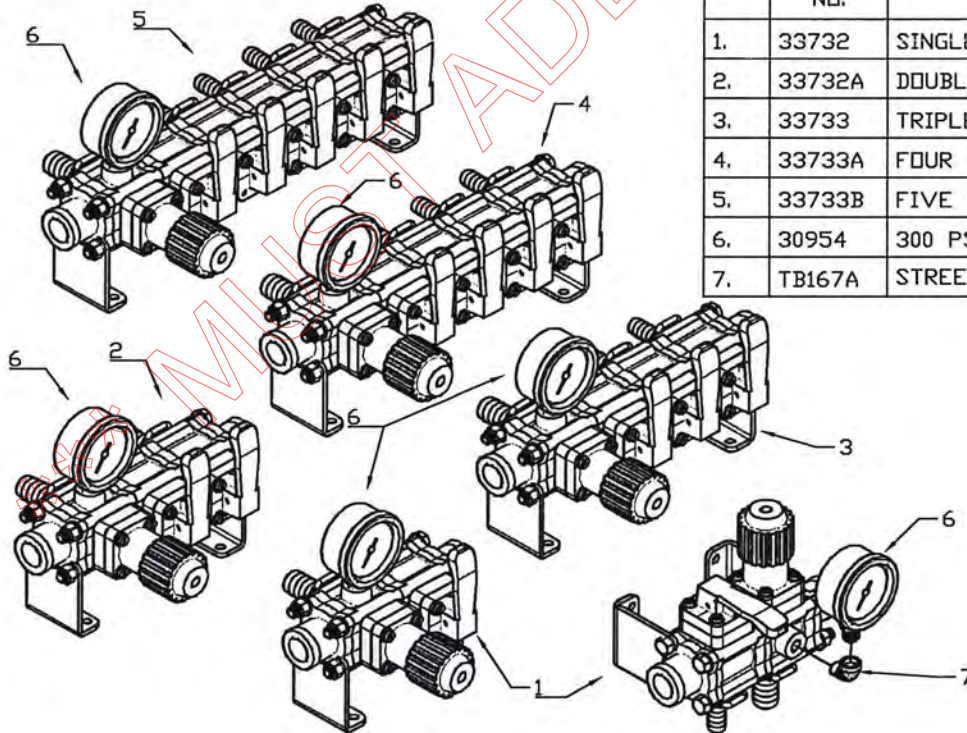

The XT introduces boomless spray technology, enabling spray to be targeted into places that conventional booms and other nozzles cannot reach. XT delivers a uniform spray pattern over up to 20 feet. Ideal for weed control in forests and pastureland. The smallest size, the XT010, is especially useful for applications made using ATV sprayers.



Boom X Tender® nozzles are ideal for boomless spraying or as the last nozzle on a boom.



# MANUAL CONTROLS



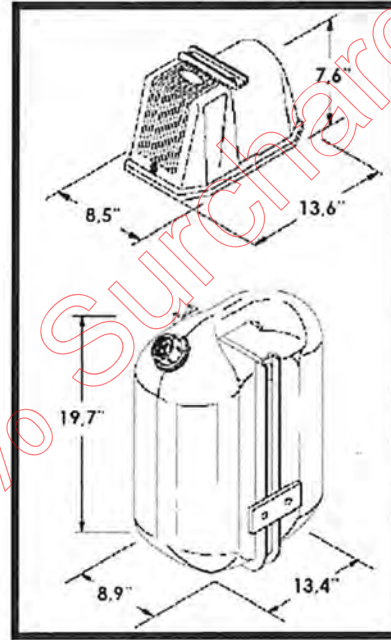
REF	PART NO.	DESCRIPTION
1.	33732	SINGLE CONTROL
2.	33732A	DOUBLE CONTROL
3.	33733	TRIPLE CONTROL
4.	33733A	FOUR CONTROL
5.	33733B	FIVE CONTROL
6.	30954	300 PSI LIQUID FILLED GAUGE
7.	TB167A	STREET ELBOW, 1/4"



# SALVARANI FOAM MARKERS

**TJ EV24 (6.4 gal)**

**Foam Markers for Small and Medium Size Sprayers**



**DESCRIPTION:** The TJ EV24 is a foam marker built for small and medium size agriculture sprayers. The foam is generated at the end of the boom. A full tank will last approximately 2 to 4 hours depending on the flow rate and the amount of foam agent used. It is easy and fast to install Field tested.

**INCLUDES:**

- 6.4 GALLON TANK
- HEAVY-DUTY COMPRESSOR
- RIGHT/LEFT REMOTE SWITCH
- 2 VERTICAL FOAM NOZZLES
- 82 FT. OF AIR/LIQUID TUBING
- FLOW REGULATOR
- 8 FT. OF POWER SUPPLY CABLE
- 16.5 FT. OF COMPRESSOR CABLE



# Cleanload™ Chemical Educator

For Safe Loading of Chemicals into Spray Tanks



## FEATURES & BENEFITS:

- The Cleanload is a self-contained education system which allows the operator to mix liquid and dry chemicals safely and quickly
- All crop protection chemistry is mixed at ground level, ensuring the safety of both the operator and the environment
- 316 stainless steel venturi provides the highest education rate, as fast as one gallon per second, and durability against all chemicals
- Available in a range of hopper capacities suited to your application
  - 4.5 gallon versions provide convenient loading capabilities in a compact configuration
  - 5.5 gallon versions are the most compact full-feature models and will hold a full 20-35 pound bag of dry material
  - 7.0 gallon versions feature a wider 16-inch lid, hold a full 51 pound bag of dry material, and can be used to rinse large 20-liter (5.2 gal) jugs
- Equipped with tank rinse, designed to completely wash the Cleanload hopper
- Ideal for nurse tank applications when floor mounted, using optional base frame bracket
- Optional suction lance allows the operator to educt bulk liquid and dry chemicals (wetable powders, dry flowables and water-dispersible granules) from large containers without secondary handling
- ProClean™ bottle rinse allows operator to triple rinse chemical containers on-site (05T5 & 05T7 models only)
- Educator inlet and outlet ports are flynut-ready, offering a wrench-free connection of hoses for e installation and servicing



Bottle Rinse



Educator



Part Number	Inlet Ball Valve	Hopper Size	Tank Rinse Style	Bottle Rinse	Suction Lance
3375P-05T4	Yes	4.5 Gallons	Tank rinse can be in operation while lid is open for complete rinsing of dry chemicals.	No	No
3375P-05T5	Yes	5.5 Gallons	Robust tank rinse system attached to the lid for complete rinsing of dry chemicals.	Yes	Yes
3375P-05T7	Yes	7.0 Gallons		Yes	No
3375P-05T7-K	Yes	7.0 Gallons	Semi-assembled kit for reduced shipping. Carton quantity: 5.	Yes	No

Part Number	Description
Section Lance 3430-0594	 Snap-in attachment for remote loading of bulk chemical containers (05T5 models only)
Base Kit 3430-0596	 Quickly bolts onto Cleanload frame for floor mounting

Pressure & Tire Requirements		Education Rates(Seconds/Gallons)			
Inlet Pressure (PSI)	Required Flow (GPM)	Tank		Suction Lance	
		1 1/2" Outlet Hose	1 3/4" Outlet Hose	1 1/2" Outlet Hose	1 3/4" Outlet Hose
20	30	3.6	7.7	6.7	---
30	35	2.3	4.6	4.3	6.9
40	40	1.8	3.4	3.3	5.0
50	45	1.5	2.8	2.9	4.0
60	50	1.3	2.3	2.6	3.5
70	54	1.1	2.0	2.4	3.1
80	57	1.0	1.8	2.3	2.9
90	61	1.0	1.7	2.2	2.7
100	64	0.9	1.6	2.2	2.6



# Matrix Pro 570G GUIDANCE

## LIKE YOU'VE NEVER SEEN BEFORE

### RealView Guidance Over Video – A TeeJet Exclusive!

Now you can have all the guidance information you need, watch what's ahead and monitor various implement operations on a single console.

### Droplet Size Monitoring – Another TeeJet Exclusive

Selecting the correct droplet size when spraying can have a huge impact on both the efficacy of your spraying and the potential for drift. Real time sensing and displaying of droplet size is now an available option with Matrix Pro GS. This feature gives you added confidence that you're doing your best job while spraying.

### Advanced Swath and Rate Control Capabilities

Experience enhanced accuracy and more efficient product application with newly added functionality that enables automatic swath control and accurate mapping for dry spreaders and non-linear spray booms. Matrix Pro GS is compatible with third-party rate controls for prescription application and as-applied record keeping.

Matrix Pro GS features also include:

- Improvements for FieldPilot® Auto Steering, UniPilot® Assisted Steering, BoomPilot® ABSC and Tilt Compensation
- Create, save and recall boundaries and AB lines
- Two-way data transfer
- Internal WAAS/EGNOS receiver
- Compatibility with external receivers like RTK or Omnistar
- Create permanent no spray zones
- Available in either 8.4" or 5.7" bright color touch screen



**MATRIX PRO 570GS**

**RealView® Camera**



### Matrix Pro GS Feature Overview

- Two-way data transfer
  - "Painted screen" Provides graphical display of field coverage, including skips and overlaps
  - A+ degree heading
  - Easy data management with PC utility
- Guidance options outside end points for curved AB guidance modes
- Save and recall multiple guidance lines for future reference and field operations
- Bright color touch screens readable in full sunlight-choose from:
  - Matrix Pro 570G with 5.7" (145 mm) display
- Intuitive easy-to-use display with simple menus and large field image on the main screen
- Real View cameras provide crisp video over a wide range of lighting conditions – full sun to total darkness
- Compatible with CORS or base station RTK solutions in addition to WAAS and OmniSTAR XP/HP (requires use of additional external receiver)



# Graphical, Easy-to-Use, 3D Guidance

## PERSPECTIVE-VIEW GUIDANCE

Navigation activity including Cross Track Error, Current Activity, and GPS Status

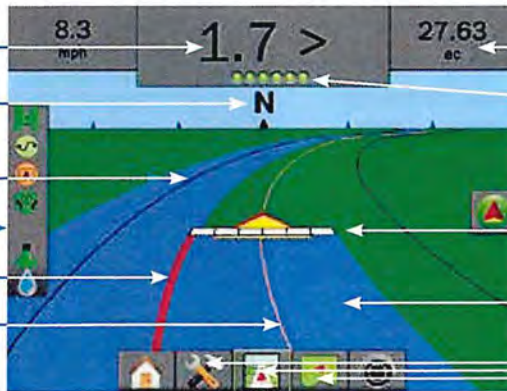
Compass Headings on Horizon

Adjacent Guidelines

Continuous Visibility of Status Bar

Overlapped areas are clearly visible

Active Guideline



Selectable Job Information including Current Speed, Accumulated Area, Current Time, Swath Number and Heading

On Screen On/Off Boom Section Status

Accurate Boom Section Representation

"Painted" Coverage Area

One Touch Access to All Guidance Views

## GUIDANCE MODES



Straight



Curved



Circle Pivot



Last Pass



Next Row

The unique NextRow feature on the Matrix Pro GS guides operators through turns in-row crop environments, helping them find the correct rows to steer between for the next pass.

## MAPPING AND COVERAGE DATA COLLECTION



On-screen field review to see coverage gaps and skips



Upload and download job data, boundaries, no spray zones, AB lines and more



Data export through SHP files, PDF reports and KML-compatible Google Earth satellite view files



Easy-to use PC utility simplifies creating and maintaining client/farm/field/job data



REALVIEW GUIDANCE OVER VIDEO



BE AWARE OF MORE BY SPLITTING THE SCREEN TO FOUR CAMERAS



DROPLET SIZE MONITOR FUNCTION



EALVIEW CAMERAS CAN BE EASILY MOUNTED ANYWHERE



# RXA-30 GPS ANTENNA

- Compatible with L1 GPS and WAAS/EGNOS signals.
- Proven high-gain GPS antenna with quadrifilar helix antenna element provides superior noise rejection and superior reception of lower elevation satellites when compared to traditional patch antennas
- IP67 rating for maximum environmental protection
- Convenient magnetic mounting solution
- RoHS compliant
- Approximately 7.5" H x 3.5" W x 3.5" D
- Kits with 20' or 30' cable length

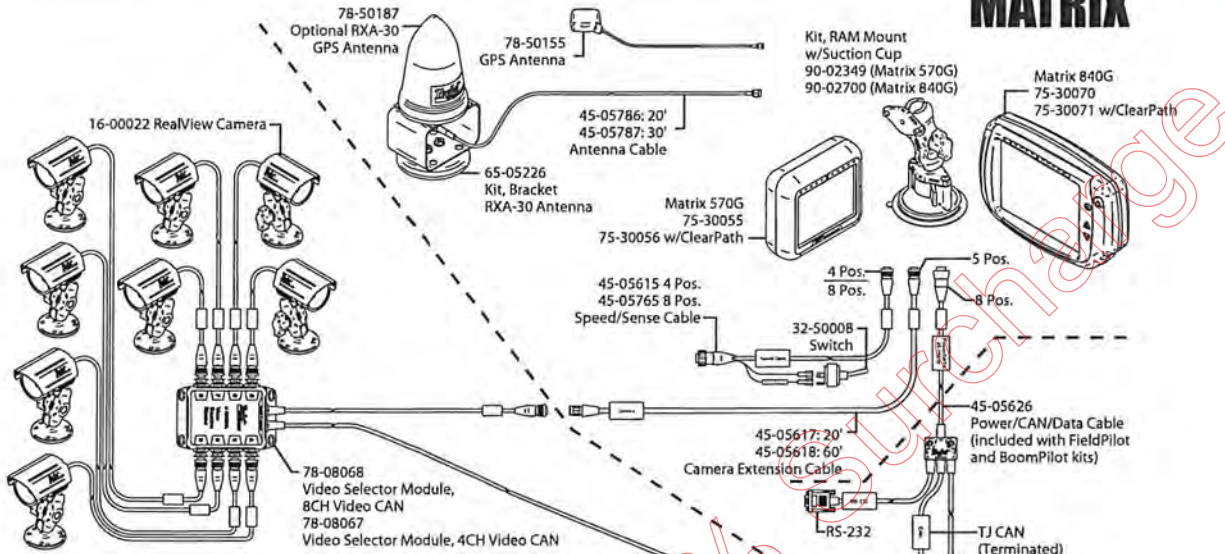
## How to Order

Part Number	Description
<b>KITS</b>	
90-02720	Kit, RXA-30 Antenna w/20' Cable
90-02721	Kit, RXA-30 Antenna w/30' Cable
<b>COMPONENTS</b>	
78-50187	Antenna, RXA-30
45-05786	Cable, RXA-30 Antenna, 20'
45-05787	Cable, RXA-30 Antenna, 30'
65-05226	Kit, Bracket, RXA-30 Antenna

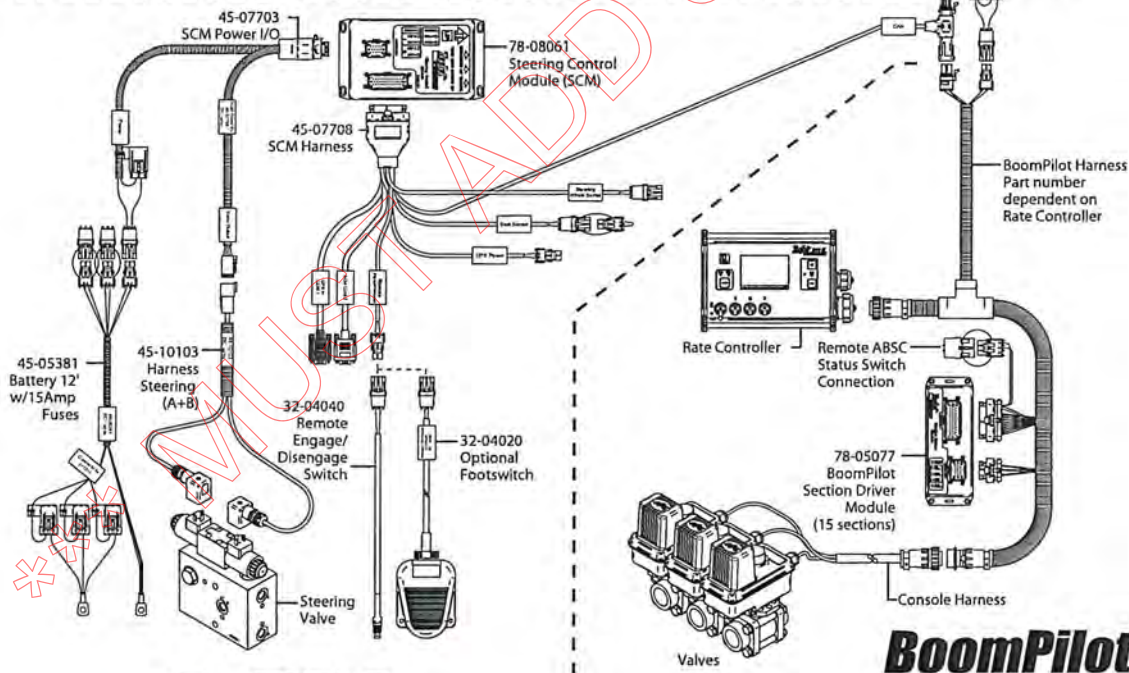


## MATRIX™ BoomPilot® FieldPilot®

### MATRIX



### RealView™ Camera



### BoomPilot



TeeJet Technologies  
1801 Business Park Drive  
Springfield, Illinois 62703 USA  
Tel: (217) 747-0235 • Fax: (217) 753-8426  
[www.teejet.com](http://www.teejet.com)



# BRAVO 180S

## FLOW CONTROL SYSTEM

Bravo 180S is the smallest computer belonging to our Precision Farming range but still offering high performances. A compact and cost-effective tool but extraordinarily efficient and precise to meet all requirements of small-medium farming machine operators.



- Built-in level indicator
- Connectors for GPS and remote main control
- USB drive for data transfer and software update

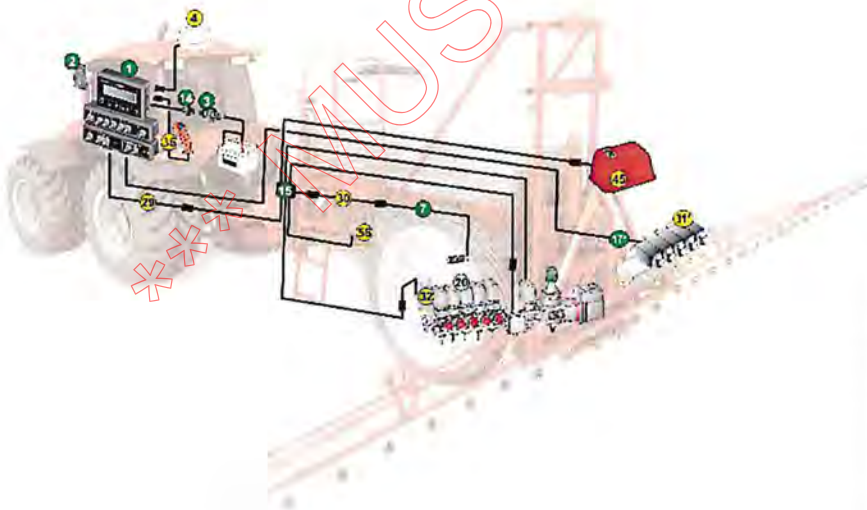
## FEATURES

- Application-specific software: crop sprayer, orchard sprayer and multi-row sprayer
- Tank level indication (option level sensor)
- Automatic tank profile calibration through line flowmeter. Parameters can be exported via USB
- Automatic adjustment through flow rate or pressure reading (by flowmeter or pressure sensor)
- Automatic stop below minimum set pressure, to ensure nozzles always work within their service range.
- Automatic shut-off of main valve below minimum work speed set by user.
- 10 job configurations can be stored (spray rate, nozzles, etc.) and recalled when necessary
- Visual and sound alarms
- Temporary increase and decrease of liquid output
- Multi-language software, various units of measurement can be set (l/ha, GPA, GPK, l/100m, etc.)
- Information displayed: Application Rate, Speed, Pressure, Flow rate, Sprayed quantity, Tank level, Area covered, Spraying duration, Distance covered

### Crop Sprayer Version

Code	Sections	General	Pressure	Cables Sect
467 180001	0	•	•	6m
467 180301	3	•	•	6m
467 180401	4	•	•	6m
467 180501	5	•	•	6m

## BRAVO 180S INSTALLATION DIAGRAM AND PACKAGE CONTENT



### THE PACKAGE INCLUDES:

1	Computer
2	Bayonet Bracket
3	Panel outlet for power cable
7	Inductive speed sensor with 5m cable
14	Power cable 3m
15	Valve and sensor cable—6m
17	Oil hydraulic valve cable —10m *For hydraulic version only
	User's and quick guide manual

### TO BE ORDERED SEPARATELY:

20	Control unit with flow meter
----	------------------------------

### OPTIONS

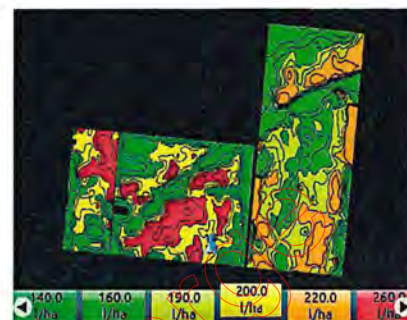

REF.#		CODE#
4	GPS speed sensor *Do not order -- included	520100-694
29	Extension cable 4/5 sect. —3m	467305-110
30	Sensor extensions cable —3m	466553-220
30	Sensor extensions cable —5m	466553-230
31	Hydraulic control unit *for hydraulic version only	
32	Pressure sensor *do not order—included	466113-200 466113-500
36	Cable for main outer control	46730000-090
45	Foam marker	520005C 5200052C
56	Level sensor	466113-004
	Wiring harness connector cover for 4 and 5 sections	ECS0023

# BRAVO 400S

## COMPLETE FLOW CONTROL SYSTEM W/GPS



13 valves controlled by only 2 switches which sequentially open and close all sections.



The sequential control allows the user to command up to 13 boom sections using two switches only, one for the right side and one for the left side. A special software controlling boom sections allows the operator to work according to the present mode and control more sections or half booms at the same time by simply activating just one control.

- Available modes: parallel, curved, pivot and free
- Graphic 13 led bar
- Accuracy up to 2.5 cm depending on the connected GPS receiver
- Management of several users, tools and tractors
- Job export in Shape format
- Automatic shut-off of up to 13 boom sections to avoid spray overlap and off-target spraying

- Variable spray rate management through Shape prescription maps.
- Hydraulic valve control management for boom movement (up to 9)
- Level indicator showing the quantity of liquid left in the tank (with optional level sensor).
- Automated calibration of the level sensor. The characteristic parameters of a tank can be exported/imported.

TO BE ORDERED SEPERATELY:

4	GPS receiver complete of magnetic support
20	Control unit with flow meter

OPTIONS  
REF.#

CODE#

OPTIONS REF.#		CODE#
7	Inductive speed sensor with 5 m cable	467100.086
29a	Black extension cable -3 m	46732000.110
29b	Grey' extension cable -3 m	46732000.120
30	Sensor extensions -3m	466553.220
	Sensor extensions -5m	466553.230
31	Hydraulic control unit *for hydraulic version only	
32	Pressure sensor *do not order—included	466113-200
		466113-500
33	RPM sensor	467100.100
		467100.086
36	Cable for outer main control -3 m	46730000.090
	Adapter cable for one video camera (0.5 m)	46740000.090
	Adapter cable for connecting 2 video cameras (1.5 m) and enable current treatment (3 m)	46740000.091
37	Video camera	46700100
56	Level sensor	466113.004
		Separation kit

THE PACKAGE INCLUDES:

1	Computer
2	Bayonet Bracket
3	Panel outlet for power cable
6	Remote control unit
13	Computer cable -12 m
14	Sensor cable -3 m w/power cable -5 m
15	Water Valve-3 m
16	Oil hydraulic valve cable -3 m *For hydraulic version only
	User's and quick guide manual